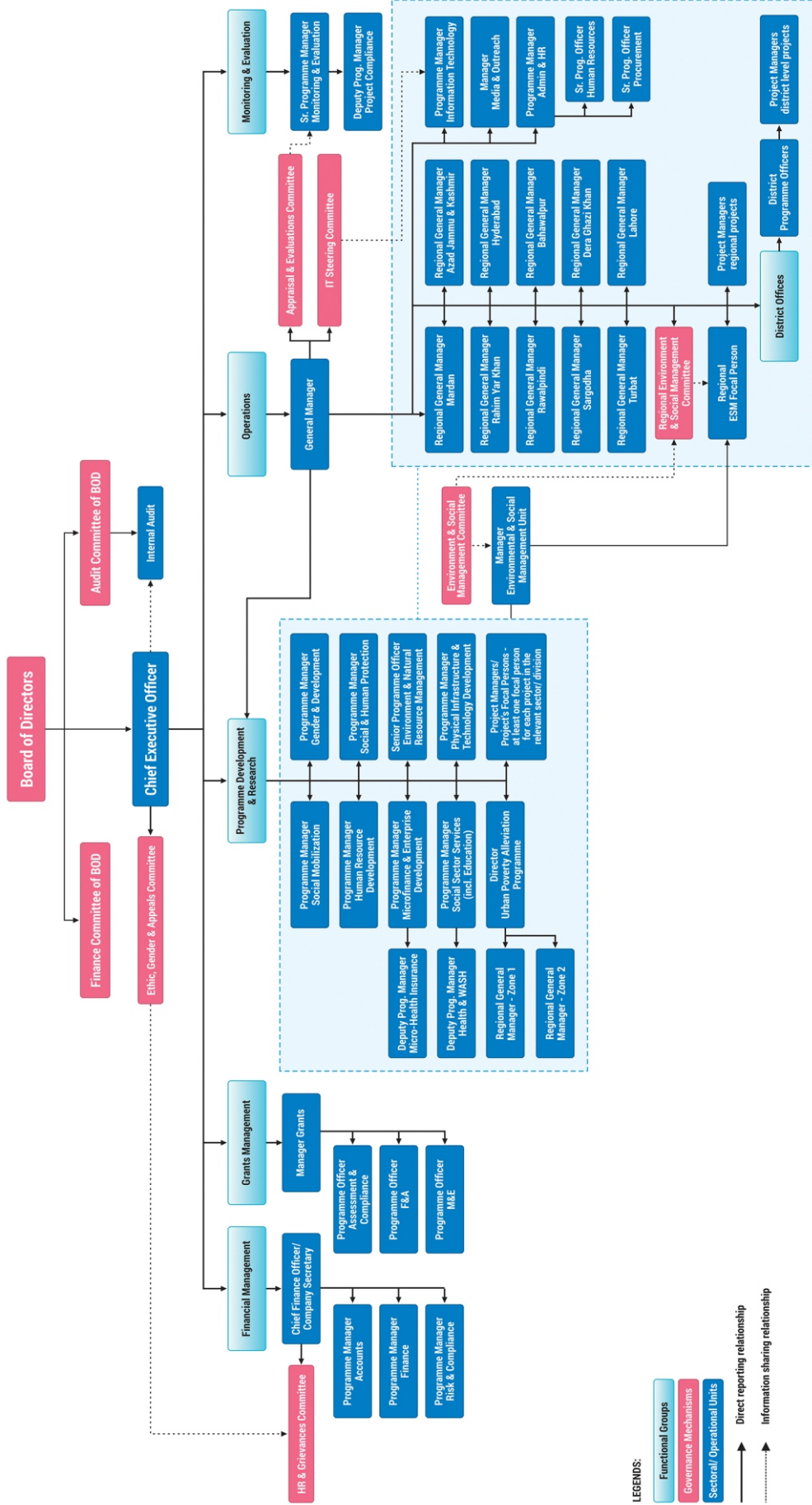


Monthly Programme Update

December 2023



harnessing people's potential



LEGENDS:

- Functional Groups
- Governance Mechanisms
- Sectoral/ Operational Units

Direct reporting relationship

Information sharing relationship

Table of Contents

About NRSP	3
Summary of Achievements.....	4
Social Mobilization: NRSP's Vision for Rural Development	6
Gender and Development	16
Microfinance Enterprise Development Programme	18
Micro Health Insurance Program	24
Urban Poverty Alleviation Project (UPAP)	27
Human Resource Development	30
Physical Infrastructure and Technology Development (PITD)	34
Social and Human Protection	38
Social Sector Services	41
Environment and Natural Resource Management	62
Monitoring Evaluation and Research.....	66
Environment and Social Management Unit (ESMU).....	70

List of Tables

<i>Table 1: Summary of Achievements as of December, 2023.....</i>	<i>4</i>
<i>Table 1 (a): Summary of Achievements for the month of December, 2023.....</i>	<i>5</i>
<i>Table 2: CO Formation as of December, 2023.....</i>	<i>7</i>
<i>Table 3: CO Membership as of December, 2023.....</i>	<i>8</i>
<i>Table 4: Cumulative Poverty Ranking % of CO Members as of December, 2023.....</i>	<i>9</i>
<i>Table 5: Savings of CO (Rs. Million) as of December, 2023</i>	<i>10</i>
<i>Table 6: District Wise Local Support Organizations (LSO) update as of December, 2023</i>	<i>11</i>
<i>Table 7: CIF disbursement status as of December, 2023</i>	<i>15</i>
<i>Table 8: MEDP Progress Overview as of December- 2023.....</i>	<i>20</i>
<i>Table 9: Active Loans and Receivable from COs</i>	<i>20</i>
<i>Table 10: Credit Disbursement by type as of December, 2023</i>	<i>21</i>
<i>Table 11: No. of Loans by Type as of December, 2023</i>	<i>21</i>
<i>Table 12: No. of Active Borrowers by Type as of December, 2023</i>	<i>21</i>
<i>Table 13: Portfolio by type as of December, 2023.....</i>	<i>21</i>
<i>Table 14: Credit Disbursement by District as of December, 2023.....</i>	<i>22</i>
<i>Table 17: Prime Minister Interest Free Loan Scheme as of December-23</i>	<i>23</i>
<i>Table 18: Micro Insurance Progress as of December, 2023.....</i>	<i>25</i>
<i>Table 19: Insurance Clients (Dependents Included) as of December, 2023</i>	<i>25</i>
<i>Table 20: Region wise insurance cases and premium collected as of December, 2023.....</i>	<i>26</i>
<i>Table 21: Amount Reimbursed against claims as of December 2023.....</i>	<i>26</i>
<i>Table 22: UPAP Disbursement and Recovery Data Zone wise as of December, 2023</i>	<i>28</i>
<i>Table 23: NRSP Programme Level Summary of Community Training as of December, 23</i>	<i>31</i>
<i>Table 24: NRSP Programme Level Summary of Staff Trainings as of December, 2023</i>	<i>31</i>
<i>Table 25: Region wise Summary of Community & Staff Training by type as of December, 2023.....</i>	<i>33</i>
<i>Table 26: National Programme for Improvement of Watercourses in Canal & Barani Areas</i>	<i>35</i>
<i>Table 27: Status of National Programme for Improvement of Watercourses in Canal & Barani Areas</i>	<i>35</i>
<i>Table 28: CPI's Progress Region wise by Direct Input as of December, 2023</i>	<i>35</i>
<i>Table 29: Physical Infrastructure Schemes Progress as of December, 2023 (Since inception)</i>	<i>36</i>
<i>Table 30: Status of Disaster Response CPI's as of December, 2023.....</i>	<i>37</i>
<i>Table 31: Access to Energy Phase-II as of December-23.....</i>	<i>39</i>
<i>Table 37: BEP (Body, Energy & Protein) as of December-23.....</i>	<i>40</i>
<i>Table 39: Adult Literacy Movement Programme.....</i>	<i>42</i>
<i>Table 40: ILMPOSSIBLE- Take a Child to School (TACs).....</i>	<i>43</i>
<i>Table 41: New School Programme PEF, project progress</i>	<i>44</i>
<i>Table 42: Supporting Public Schools under PSSP progress</i>	<i>44</i>

Table 43: Support to Girls Right to Education progress as of December-23.....	44
Table 44: Sabaq project progress as of December 23	46
Table 45: Partnership with Sindh Education Foundation progress.....	46
Table 46: Education Equity & Quality progress	47
Table 47: Improved Access to Quality Education (Kech/Gwadar)	48
Table 48: Programme of Poverty Reduction Baluchistan	48
Table 49: GFATM NFM progress as of December, 2023	50
Table 50: Services offered at LHV based Clinics since Oct 2010-December 2023.....	50
Table 51: Health-PPR progress	51
Table 52: Project Status in District Bhakkar (Closed).....	52
Table 53: Eye Camps.....	52
Table 54: Dental camps	52
Table 55: NRSP Artificial Limb Rehabilitation Centre	53
Table 56: Routine Immunization progress, under various projects / programmes	54
Table 57: Social Marketing Progress	55
Table 58: Delivering Accelerated Access of Family Planning progress	55
Table 59: LSO WISE Programme.....	55
Table 60: SM Integrated WISE Programme.....	56
Table 61: Zindagi Naimat aye as of December-23.....	56
Table 62: Improved adolescent health of rural women and girls	57
Table 64: RSPN ECHO HIP Monthly Progress	58
Table 65: Promoting Sustainable WASH Services at Scale Progress.....	59
Table 67: Environment and Natural Resource Management as of December, 2023	63
Table 68: AIP-CIMMYT Project as of December-23.....	64
Table 69: ENRM Planning 2014-2022 as of December-23.....	65
Table 72: Southern Punjab Poverty Alleviation Project (SPPAP), as of December, 2023	67
Table 73: National Poverty Graduation Programme Sindh, as of December 2023	68
Table 74: National Poverty Graduation Programme Punjab, as of December, 2023	69
Table 75: List of Ongoing Projects as of December 2023	72
Table 76: District Wise Programme Coverage.....	74

About NRSP

Established in 1991, NRSP is the largest Rural Support Programme in the country in terms of outreach, staff and development activities. It is a not for profit organization registered under Section 42 of Companies Act 2017 (repealed Companies Ordinance 1984). NRSP's mandate is to alleviate poverty by harnessing people's potential and undertake development activities in Pakistan. It has a presence in 72 Districts in all the four Provinces including Azad Jammu and Kashmir through Regional Offices and Field Offices. NRSP is currently working with more than 3.8 million poor households organized into a network of 250,836 Community Organizations. With sustained incremental growth, it is emerging as Pakistan's leading engine for poverty reduction and rural development

NRSP Objectives/Mission Statement

The main objective of NRSP is to foster a countrywide network of grassroots level organizations to enable rural communities to plan, implement and manage developmental activities and programmes for the purpose of ensuring productive employment, alleviation of poverty and improvement in the quality of life.

NRSP Vision

All rural households in the country are organized into vibrant and inclusive institutions for poverty reduction and sustainable development.

NRSP Strategy

NRSP strategy is to harness people's potential to help themselves by;

- Organizing the households
- Planning by each household
- Capital formation
- Skills enhancement
- Networking
- Linkages with government and service providers

Salient Features of NRSP

- It is a home grown organization, registered as a Company Limited by Guarantee under Section 42 of the Companies Ordinance (1984)
- Government of Pakistan provided seed capital to establish NRSP in 1992
- NRSP core operations are managed from the income of an endowment fund.
- NRSP is a Not for Profit Organization
- NRSP is autonomous and independent
- NRSP has no pre-conceived package for delivery of services or supplies
- NRSP is a Gender Sensitive development organization
- NRSP has no political agenda

NRSP process of Development

- Identification of Union Council
- Situational analyses, including poverty profiling
- Identification of Community Resource Persons
- Dialogues for CO formation
- Formation of Community Organizations
- Managerial skills
- Preparation of Micro Investment Plans
- Feasibility and technical guidance
- Resource mobilization and linkages for COs and their members
- Federating the COs into VOs and VOs into LSOs
- Village and Union Plans
- Continuous linkage and resource mobilization for village and Union level interventions

Summary of Achievements

Table 1: Summary of Achievements as of December, 2023

	Cumulative	Punjab	Sindh	KP	Balochistan	AJK
Community Organizations (COs) Formed	250,836	174,126	29,282	16,704	11,372	19,352
Men	93,571	68,747	6,569	9,524	3,791	4,940
Women	132,261	89,795	19,721	6,227	6,117	10,401
Mixed	23,532	15,049	2,992	16	1,464	4,011
Water Users' Associations	1,472	535	-	937	-	-
CO Membership	3,831,093	2,397,460	626,538	281,125	192,157	333,813
Men	1,548,886	918,064	247,887	184,501	74,670	123,764
Women	2,282,207	1,479,396	378,651	96,624	117,487	210,049
CO Savings (Rest.)	1,544,416,997	1,391,638,137	76,236,223	20,578,828	18,107,295	37,856,514
Men	1,307,911,607	1,223,496,431	49,080,081	13,328,002	8,339,522	13,667,572
Women	236,505,390	168,141,706	27,156,143	7,250,826	9,767,774	24,188,942
No. of LSOs	918	415	170	63	111	159
No. of Vos	8,868	4,452	1,714	433	995	1,274
Amount Transferred to LSOs (CIF for Credit, Rs.)	1,046,100,842	303,738,000	501,320,000	28,242,842	190,000,000	22,800,000
Amount Disbursement (Rs)	5,297,419,947	2,447,102,249	1,582,022,276	733,248,470	453,285,500	81,761,452
Amount Disbursement (Men) Rs.	795,663,422	180,211,500	40,000	535,014,470	36,245,500	44,151,952
Amount Disbursement (Women) Rs.	4,501,756,525	2,266,890,749	1,581,982,276	198,234,000	417,040,000	37,609,500
No. of Loans	238,710	119,741	78,850	22,910	13,420	3,789
Loans (Men)	28,533	8,644	4	16,788	1,237	1,860
Loans (Women)	210,177	111,097	78,846	6,122	12,183	1,929
Portfolio (Rs.)	542,014,557	166,130,664	248,980,517	22,900,924	101,233,098	2,769,354
Active Loans	29,338	9,812	13,340	764	5,209	213
Active Loans (Men)	1,806	868	-	656	155	127
Active Loans (Women)	27,532	8,944	13,340	108	5,054	86
Credit Disbursed (Rs.)	373,550,937,596	325,538,605,082	18,587,200,518	2,912,914,277	225,049,100	26,287,168,619
Disbursed to Men	118,883,801,339	111,657,167,868	2,621,692,249	2,488,620,327	103,369,300	2,012,951,595
Disbursed to Women	254,667,136,257	213,881,437,214	15,965,508,269	424,293,950	121,679,800	24,274,217,024
No. of Loans	12,078,028	10,592,767	738,179	195,694	12,045	539,343
Loans to Men	4,248,284	3,829,935	151,385	163,471	6,137	97,356
Loans to Women	7,829,744	6,762,832	586,794	32,223	5,908	441,987
Portfolio	76,899,942,516	67,408,684,301	4,070,193,580	394,761,355	255,745,695	4,770,557,585
Active Loans	684,719	507,953	30,220	10,801	9,926	125,819
Men	97,820	45,127	2,239	838	251	49,365
Women	586,899	462,826	27,981	9,963	9,675	76,454
Micro Insurance (No. of Insurance Cases)	7,707,683	6,514,103	546,535	131,929	7,409	507,707
Premium Collected (Rs.)	1,110,572,178	893,427,957	127,642,890	16,811,698	1,280,100	71,409,533
Community Members Trained	5,244,394	2,510,312	1,254,628	341,636	770,140	367,594
Men	2,055,056	993,941	437,601	190,532	218,974	214,005
Women	3,189,338	1,516,371	817,027	151,104	551,166	153,589
Staff Members Trained	103,451	77,308	11,975	4,639	3,813	5,716
Men	67,469	47,954	8,332	3,928	2,588	4,667
Women	35,982	29,354	3,643	711	1,225	1,049
Physical Infrastructure Schemes Completed*	41,131	10,715	7,238	832	2,750	1,289
Households Benefited	1,934,554	732,404	447,254	124,990	152,928	75,743
Total Cost (Rs.)	14,721,396,012	3,947,055,554	2,634,243,053	1,000,144,974	1,774,394,020	476,505,028
Community Schools Established	545	282	82	-	117	64
Current No. of Active Schools	263	137	10	-	67	49
Students Enrolled	20,389	12,618	1,027	-	3,109	3,635
Boys	10,537	6,295	686	-	1,699	1,857
Girls	9,852	6,323	341	-	1,410	1,778
Adult Literacy Movement (No. of Groups)	1,114	482	60	430	142	-
No. of Graduates	25,587	11,135	1,318	10,571	2,563	-
Men	2,639	1,575	507	202	355	-
Women	22,948	9,560	811	10,369	2,208	-

* Provincial Breakdown for PITD Schemes is only available for direct Input schemes; while cumulative figure included all CPIs of Linkages & Credit.

Table 1 (a): Summary of Achievements for the month of December, 2023

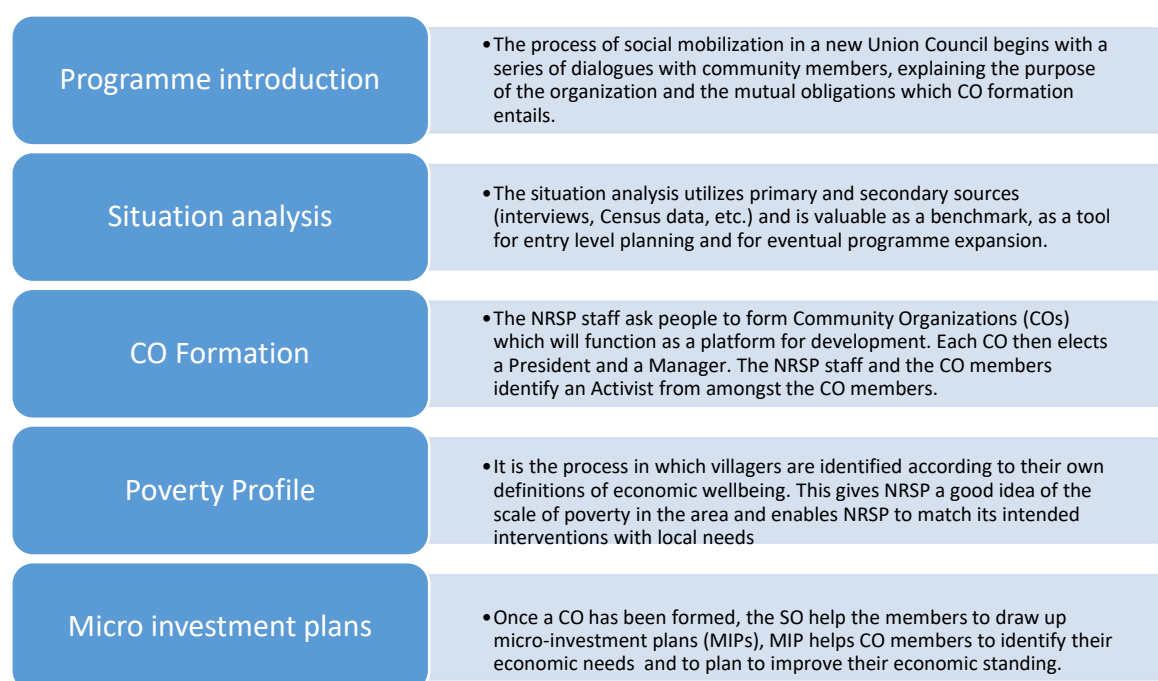
	Total	Punjab	Sindh	KPK	Baluchistan	AJK
Community Organizations (COs) Formed	280	242	-	15	23	-
Men	149	144	-	-	5	-
Women	119	92	-	15	12	-
Mixed	12	6	-	-	6	-
Water Users' Associations	-	-	-	-	-	-
CO Membership	1,725	1,167	-	206	352	-
Men	677	585	-	-	92	-
Women	1,048	582	-	206	260	-
CO Savings (Rs.)	-	-	-	-	-	-
Men	-	-	-	-	-	-
Women	-	-	-	-	-	-
No. of LSOs	-	-	-	-	-	-
No. of VOs	-	-	-	-	-	-
Amount Transferred to LSOs (CIF for Credit, Rs.)	-	-	-	-	-	-
Amount Disbursement (Rs)	-	-	-	-	-	-
Amount Disbursement (Men) Rs.	-	-	-	-	-	-
Amount Disbursement (Women) Rs.	-	-	-	-	-	-
No. of Loans	-	-	-	-	-	-
Loans (Men)	-	-	-	-	-	-
Loans (Women)	-	-	-	-	-	-
Portfolio (Rs.)	-	-	-	-	-	-
Active Loans	-	-	-	-	-	-
Active Loans (Men)	-	-	-	-	-	-
Active Loans (Women)	-	-	-	-	-	-
Credit Disbursed (Rs.)	5,466,621,740	4,630,115,740	241,693,000	19,506,000	-	575,307,000
Disbursed to Men	706,393,294	686,603,294	8,585,000	10,810,000	-	395,000
Disbursed to Women	4,760,228,446	3,943,512,446	233,108,000	8,696,000	-	574,912,000
No. of Loans	104,634	91,447	5,436	181	-	7,570
Loans to Men	11,640	11,309	179	166	-	-
Loans to Women	92,994	80,138	5,257	15	-	7,584
Portfolio	(181,882,575)	(104,879,764)	(18,197,809)	9,379,667	(1,097,202)	(67,087,467)
Active Loans	(1,754)	(2,112)	968	76	(1)	(685)
Men	-	-	-	61	-	2
Women	-	-	968	15	-	-
Micro Insurance (No. of Insurance Cases)	81,772	71,551	4,494	181	-	5,546
Premium Collected (Rs.)	8,688,271	7,602,290	477,488	19,231	-	589,262
Community Members Trained	50,786	1,402	13,918	13,446	1,568	20,452
Men	29,031	1,113	879	11,808	200	15,031
Women	21,755	289	13,039	1,638	1,368	5,421
Staff Members Trained	1,304	1,233	71	-	-	-
Men	1,157	1,093	64	-	-	-
Women	147	140	7	-	-	-
Physical Infrastructure Schemes Completed	-	-	-	-	-	-
Households Benefited	-	-	-	-	-	-
Total Cost (Rs.)	-	-	-	-	-	-
Community Schools Established	-	-	-	-	-	-
Current No. of Active Schools	-	-	-	-	-	-
Students Enrolled	-	-	-	-	-	-
Boys	-	-	-	-	-	-
Girls	-	-	-	-	-	-
Adult Literacy Movement (No. of Groups)	-	-	-	-	-	-
No. of Graduates	-	-	-	-	-	-
Men	-	-	-	-	-	-
Women	-	-	-	-	-	-

Social Mobilization: NRSP's Vision for Rural Development

NRSP works to release the potential abilities, skills and knowledge of rural men and women, to enable them to articulate their aspirations and to effectively marshal the resources they need to meet their identified needs. The purpose is poverty alleviation – enabling people to break the cycle of poverty, which begins with lack of opportunity, extends to the well-known miseries of economic and nutritional poverty and leads new generations to endure the same conditions. The classical Social Mobilization has now entered into a new phase called the "Second Generation Social Mobilization" where NRSP engages the willing CO activists especially those who have experienced a change in their life as a result of being engaged in the CO activities to do the dialogues and foster other organizations of the people. The "second generation" social mobilization model is a three tier structure that entails federating all COs at the village level into one "Village Organization" or VO and all VOs in a Union Council into a "Local Support Organization" or LSO. NRSP ensures that VOs and LSOs are formed only once a critical mass of founding COs/households is achieved as otherwise these structures will not reflect the true participatory spirit of COs in particular and the entire Social Mobilization in general.

Social Mobilization, the core of NRSP's philosophy

NRSP utilizes the following steps in mobilizing rural men and women:



Once community is organized, people are enabled to do many things on their own. This may include implementation of income generating activities, Community Investment/Livelihood Fund (CIF/CLF), Asset Transfer/Income Generating Grants, collective purchasing of goods and services, marketing, accessing public services and information for improving quality of life and participating in decision making on public matters. NRSP used the Poverty Scorecard to design relevant programmes for extremely poor community members and to ensure their inclusion in COs, VOs and LSOs. NRSP has utilized the PSC in projects as diverse as: the Sindh Coastal Community Development Project, the New Area Intervention Initiative, the Small House Cum Garden Project, the Small Grants and Ambassadors Fund Programme, the large scale BISP (Upper Punjab & AJK) survey, the PPAF-funded Livelihood Enhancement and Protection project, the Union Council Based Poverty Reduction Programme Education project, the Livelihood Support and Small Community Infrastructure Project, the Southern Sindh Recovery, Rehabilitation, Reconstruction and Preparedness Program and the Community Livelihoods Fund. NRSP has developed an MIS to analyse the results of the PSC. NRSP was closely involved in testing and finalizing the Scorecard in Pakistan. Using this method each household receives a score (on a scale of 0 to 100) for each question and a cumulative score. The score categories are:

Category	Ultra Poor/Extremely Poor	Vulnerable Poor/Chronically poor	Transitory poor	Transitory vulnerable	Non Poor
Score	0-11	12-18	19-23	24-40	41 and Above

Table 2: CO Formation as of December, 2023

Hub Office	District	By the end of Nov-22	During Dec-23	As of December, 2023				
				Men	Women	Mix	WUAs'	Total
Rawalpindi	ICT / RWP	9,436	14	2,227	6,066	1,157	-	9,450
	Attock	5,466	3	1,854	3,540	75	-	5,469
	Chakwal	4,163	2	1,495	2,338	332	-	4,165
	Jhelum	2,937	4	826	1,939	176	-	2,941
	Mandi Bahauddin	819	4	40	766	17	-	823
	Sub Total		22,821	27	6,442	14,649	1,757	-
Sargodha	Khushab	10,588	10	2,925	4,986	2,775	-	10,598
	Bhakkar	13,351	-	5,413	6,463	1,550	-	13,351
	Mianwali	8,369	-	1,292	3,661	3,470	-	8,369
	Sargodha	2,067	-	1,150	917	-	-	2,067
	Jhung	324	-	1	277	46	-	324
	Hafizabad	1,278	-	96	1,181	1	-	1,278
	Gujranwala	325	-	6	319	-	-	325
	Layyah	2,006	-	1	1,959	161	-	2,006
Sub Total		38,308	10	10,884	19,763	8,003	-	38,318
Bahawalpur**	Bahawalpur	17,289	280	509	14,740	2,320	-	17,569
	Bahawalnagar	11,165	476	17	11,182	442	-	11,641
	Sub Total	28,454	756	526	25,922	2,762	-	29,210
Lahore	Lahore/Okara	103	-	-	103	-	-	103
	Sub Total	103	-	-	103	-	-	103
R.Y.Khan*	R.Y.Khan	13,653	90	9,586	3,508	759	124	13,743
	Sub Total	13,653	90	9,586	3,508	759	124	13,743
D.G.Khan	D.G.Khan	15,969	-	4,330	11,348	359	35	15,969
	Rajanpur	12,482	-	2,634	9,109	953	-	12,482
	Sub Total	28,451	-	6,964	20,457	1,312	35	28,451
Mardan	Malakand	3,040	-	1,515	1,522	3	-	3,040
	Mardan	5,427	-	2,644	2,781	2	-	5,427
	Charsadda	917	1	803	115	-	-	918
	Swabi	4,185	6	3,345	837	9	-	4,191
	Swat	591	-	479	112	-	-	591
	Buner	681	-	346	333	2	-	681
	Nowshera	546	2	275	273	-	-	548
Sub Total	15,387	9	9,407	5,973	16	-	15,396	
Muzaffarabad	Kotli	7,644	-	1,464	5,003	1,177	-	7,644
	Poonch (Rawalkot)	2,752	-	836	1,081	835	-	2,752
	Muzaffarabad	5,529	-	1,554	2,696	1,279	-	5,529
	Bagh	3,427	-	1,086	1,621	720	-	3,427
	Sub Total	19,352	-	4,940	10,401	4,011	-	19,352
Hyderabad	Badin	7,897	-	3,149	3,588	1,160	-	7,897
	Hyderabad	497	-	251	167	79	-	497
	T. Muhammad Khan	2,846	-	-	2,843	3	-	2,846
	Mirpurkhas	5,436	-	1,886	2,245	1,305	-	5,436
	Matiali	2,878	-	-	2,878	-	-	2,878
	T.Allah Yar	2,881	-	-	2,881	-	-	2,881
	Sujawal	3,750	-	-	3,747	3	-	3,750
	Thatta	2,951	-	1,191	1,319	441	-	2,951
Sub Total	29,136	-	6,477	19,668	2,991	-	29,136	
Turbat	Kech / Turbat	4,996	-	1,317	2,856	823	-	4,996
	Gawadar	1,217	42	363	813	83	-	1,259
	Panjgoor	1,373	-	490	671	212	-	1,373
	Awaran	690	-	286	368	36	-	690
	Lasbela	3,054	-	1,335	1,409	310	-	3,054
	Sub Total	11,330	42	3,791	6,117	1,464	-	11,372
NRSP-Bank**	NRSP Bank	38,225	-	33,225	4,625	375	-	38,225
Closed	Bahawalpur - BRDP	1,045	-	475	166	28	376	1,045
	Mardan	1,308	-	117	254	-	937	1,308
	Sialkot	1,300	-	645	602	53	-	1,300
	Sukkar	146	-	92	53	1	-	146
	Sub Total	3,799	-	1,329	1,075	82	1,313	3,799
Grand Total		249,019	934	93,571	132,261	23,532	1,472	249,953

*SPEP Project Area

** Bahawalpur figures are separated from Bank from March 1st, 2011

Table 3: CO Membership as of December, 2023

Hub Office	District	By the end of Nov-23	During Dec-23	As of December, 2023		
				Men	Women	Total
Rawalpindi	ICT / RWP	166,419	205	50,030	116,594	166,624
	Attock	88,969	30	31,687	57,312	88,999
	Chakwal	73,480	28	31,337	42,171	73,508
	Jhelum	56,139	60	17,915	38,284	56,199
	Mandi Bahauddin	8,789	57	669	8,177	8,846
	Sub Total	393,796	380	131,638	262,538	394,176
Sargodha	Khushab	155,378	-	61,839	93,539	155,378
	Bhakkar	178,577	-	87,476	91,101	178,577
	Mianwali	129,095	-	44,707	84,388	129,095
	Sargodha	22,954	-	12,450	10,504	22,954
	Jhung	5,259	-	192	5,067	5,259
	Hafizabad	14,732	-	1,664	13,068	14,732
	Gujranwala	3,509	-	67	3,442	3,509
	Layyah	20,048	97	591	19,554	20,145
	Sub Total	529,552	97	208,986	320,663	529,649
Bahawalpur**	Bahawalpur	324,366	6,114	30,970	299,510	330,480
	Bahawalnagar	212,541	1,856	3,648	210,749	214,397
	Sub Total	536,907	7,970	34,618	510,259	544,877
Lahore	Lahore/Okara	1,447	-	12	1,435	1,447
	Sub Total	1,447	-	12	1,435	1,447
R.Y.Khan*	R.Y.Khan	122,754	1,099	81,430	42,423	123,853
	Sub Total	122,754	1,099	81,430	42,423	123,853
D.G.Khan	D.G.Khan	230,824	-	65,408	165,416	230,824
	Rajanpur	153,569	145	37,187	116,527	153,714
	Sub Total	384,393	145	102,595	281,943	384,538
Mardan	Malakand	47,970	-	25,127	22,843	47,970
	Mardan	80,495	-	40,392	40,103	80,495
	Charsadda	13,623	26	12,103	1,546	13,649
	Swabi	71,970	107	57,756	14,321	72,077
	Swat	9,627	-	7,815	1,812	9,627
	Buner	12,092	-	6,335	5,757	12,092
	Nowshera	10,093	41	4,997	5,137	10,134
	Sub Total	245,870	174	154,525	91,519	246,044
AJ & K	Kotli	120,666	-	34,737	85,929	120,666
	Poonch (Rawalakot)	53,860	-	22,270	31,590	53,860
	Muzaffarabad	100,150	-	42,152	57,998	100,150
	Bagh	59,137	-	24,605	34,532	59,137
	Sub Total	333,813	-	123,764	210,049	333,813
Hyderabad	Badin	197,365	-	121,466	75,899	197,365
	Hyderabad	11,931	-	7,677	4,254	11,931
	T. Muhammad Khan	51,377	-	239	51,138	51,377
	Mirpurkhas	112,505	-	77,342	35,163	112,505
	Matiari	53,651	-	334	53,317	53,651
	T.Allah Yar	56,870	-	276	56,594	56,870
	Sujawal	68,788	-	62	68,726	68,788
	Thatta	71,815	-	39,081	32,734	71,815
	Sub Total	624,302	-	246,477	377,825	624,302
Turbat	Kech / Turbat	84,085	-	28,853	55,232	84,085
	Gwadar	24,811	589	7,451	17,949	25,400
	Panjgoor	22,278	-	9,595	12,683	22,278
	Awaran	11,472	-	4,995	6,477	11,472
	Lasbela	48,922	-	23,776	25,146	48,922
	Sub Total	191,568	589	74,670	117,487	192,157
NRSP-Bank**	NRSP-Bank	371,849	-	325,529	46,320	371,849
Closed	Bahawalpur - BRDP	25,834	-	21,702	4,132	25,834
	Mardan	35,081	-	29,976	5,105	35,081
	Sialkot	21,237	-	11,554	9,683	21,237
	Sukkar	2,236	-	1,410	826	2,236
	Sub Total	84,388	-	64,642	19,746	84,388
Grand Total		3,820,639	10,454	1,548,886	2,282,207	3,831,093

* SPEP Project Area

** Bahawalpur figures are separated from Bank from March 1st, 2011

Table 4: Cumulative Poverty Ranking % of CO Members as of December, 2023

Hub Office	District	Well to do	Better off	Poor	Very poor	Destitute
Rawalpindi	ICT / RWP	7%	9%	55%	28%	2%
	Attock	3%	14%	52%	28%	4%
	Chakwal	1%	5%	57%	36%	1%
	Jhelum	3%	13%	43%	38%	3%
	Mandi Bahauddin	5%	33%	32%	30%	0%
Sargodha	Khushab	6%	22%	47%	22%	3%
	Bhakkar	3%	19%	51%	24%	3%
	Mianwali	5%	27%	46%	19%	3%
	Sargodha	0%	28%	54%	17%	1%
	Hafizabad	1%	14%	43%	37%	5%
Bahawalpur	Bahawalpur	0%	1%	62%	36%	0%
	Bahawalnagar	0%	0%	62%	37%	1%
R.Y.Khan*	R.Y.Khan	0%	6%	87%	6%	0%
D.G.Khan	D.G.Khan	2%	18%	50%	25%	5%
	Rajanpur	2%	18%	50%	25%	5%
Mardan	Malakand	4%	18%	74%	4%	0%
	Mardan	1%	10%	85%	4%	0%
	Charsadda	1%	19%	77%	3%	0%
	Swabi	11%	10%	75%	3%	0%
	Swat	6%	18%	68%	8%	0%
	Buner	0%	0%	0%	0%	0%
	Nowshera	2%	10%	58%	28%	2%
AJ & K	Kotli	2%	10%	58%	28%	2%
	Poonch	4%	15%	58%	21%	3%
	Muzaffarabad	7%	14%	43%	31%	5%
	Bagh	4%	16%	56%	20%	3%
Hyderabad	Badin	1%	4%	43%	41%	11%
	Hyderabad	6%	16%	47%	30%	1%
	T. Muhammad Khan	1%	7%	54%	35%	3%
	Mirpurkhas	1%	4%	50%	38%	8%
	Matiari	0%	2%	91%	6%	0%
	T.Allah Yar	0%	5%	59%	34%	1%
	Sujawal	0%	3%	83%	14%	0%
	Thatta	4%	8%	43%	30%	15%
Turbat	Kech / Turbat	0%	17%	54%	28%	1%
	Gwadar	0%	7%	73%	18%	1%
	Panjgoor	0%	0%	100%	0%	0%
	Awaran	0%	0%	100%	0%	0%
	Lasbela	0%	0%	100%	0%	0%
Grand Total		2%	10%	57%	27%	3%

* SPEP Project Area

Table 5: Savings of CO (Rs. Million) as of December, 2023

Hub Office	District	As of December, 2023		
		Men	Women	Total
Rawalpindi	ICT / RWP	35.35	37.96	73.32
	Attock	12.81	11.42	24.22
	Chakwal	19.25	12.42	31.67
	Jhelum	1.18	2.21	3.39
	Mandi Bahauddin	0.08	0.02	0.10
	Sub Total	68.67	64.02	132.69
Sargodha	Khushab	36.04	18.70	54.74
	Bhakkar	26.85	9.86	36.71
	Mianwali	4.66	3.50	8.16
	Sargodha	32.71	1.02	33.72
	Hafizabad	-	3.36	3.36
	Gujranwala	-	-	-
	Sub Total	100.26	36.43	136.69
Bahawalpur**	Bahawalpur	-	7.73	7.73
	Bahawalnagar	-	10.00	10.00
	Sub Total	-	17.73	17.73
R.Y.Khan*	R.Y.Khan	284.58	21.61	306.19
	Sub Total	284.58	21.61	306.19
D.G.Khan	D.G.Khan	57.06	9.75	66.82
	Rajanpur	107.39	8.21	115.60
	Sub Total	164.46	17.96	182.42
Mardan	Malakand	1.81	1.57	3.38
	Mardan	4.58	2.44	7.02
	Charsadda	1.14	0.12	1.26
	Swabi	2.45	0.19	2.65
	Swat	0.65	0.17	0.82
	Buner	-	-	-
	Nowshera	0.50	0.52	1.02
	Sub Total	11.14	5.01	16.15
AJ & K	Kotli	3.85	5.23	9.08
	Poonch (Rawalakot)	2.59	5.26	7.85
	Muzaffarabad	1.91	2.20	4.10
	Bagh	5.32	11.50	16.82
	Sub Total	13.67	24.19	37.86
Hyderabad	Badin	23.58	11.32	34.90
	Hyderabad	3.67	2.42	6.10
	T. Muhammad Khan	5.00	2.13	7.13
	Mirpurkhas	7.01	2.49	9.50
	Matari	-	-	-
	T.Allah Yar	0.01	0.01	0.02
	Sujawal	-	-	-
	Sub Total	48.23	26.77	75.00
Turbat	Kech / Turbat	5.38	4.91	10.29
	Gwadar	0.80	1.84	2.65
	Panjgoor	1.18	2.10	3.28
	Awaran	0.64	0.72	1.36
	Lasbela	0.34	0.19	0.53
	Sub Total	8.34	9.77	18.11
NRSP-Bank***	NRSP –Bank	584.45	3.92	588.37
Closed	Bahawalpur – BRDP	2.86	0.75	3.61
	Mardan	2.19	2.24	4.43
	Sialkot	18.23	5.71	23.94
	Sukkar	0.85	0.39	1.24
	Sub Total	24.13	9.09	33.22
Grand Total		1,307.91	236.51	1,544.42

* SPEP Project Area

**Bahawalpur figures are separated from Bank from March 1st, 2011

***Saving withdrawn due to micro credit adjustments.

Table 6: District Wise Local Support Organizations (LSO) update as of December, 2023

District	Badin	Mirpurkhas	TandoAllahyar	TM Khan	Matiari	Sujawal	Thatta	Bahawalpur	Vehari	Muzaffargarh	Bahawalnagar
No. of LSOs	22	15	26	28	30	37	12	65	3	2	67
Total H/H of District	124,982	95,722	82,586	73,836	78,053	99,906	49,415	312,705	20,879	9,671	240,534
No. of Organized H/H in District	51,206	31,772	60,460	52,256	57,173	74,228	13,543	212,923	3,803	7,294	153,811
%age of Organized H/H District	41%	33%	73%	71%	73%	74%	27%	68%	18%	75%	64%
No. member organizations in LSO											
Total	2,427	1,654	3,058	3,096	3,075	4,035	707	11,719	238	420	8,475
No. of VDOs	254	235	252	285	244	352	92	820	36	37	821
Total COs	2,173	1,419	2,806	2,811	2,831	3,683	615	10,899	202	383	7,654
No. of Male COs	705	141	-	-	-	-	325	135	9	37	8
No. of Women COs	1,144	859	2,806	2,811	2,831	3,682	226	10,193	146	225	7,514
No. of Mix COs	324	419	-	-	-	1	64	571	47	121	132
% Women and Mix COs in LSO	68%	90%	100%	100%	100%	100%	47%	99%	96%	90%	100%
LSO General Body members											
Total	400	276	409	373	409	412	314	1,740	-	52	2,202
Men	179	95	-	-	-	-	172	37	-	-	38
Women	221	181	409	373	409	412	142	1,703	-	52	2,164
Women membership %age in GB	55%	66%	100%	100%	100%	100%	45%	98%	-	100%	98%
LSO Executive Body Members											
Total	15	2	376	418	450	555	29	246	48	19	547
Men	13	1	-	-	-	-	16	8	9	-	8
Women	2	1	376	418	450	555	13	238	39	19	539
Women membership %age in EB	13%	50%	100%	100%	100%	100%	45%	97%	81%	100%	99%
LSO Leaders Trained	62	28	12	2	-	2	16	146	-	-	483
No. of Paid Staff	3	-	-	-	-	-	8	20	-	-	9
Governance fund Rs.											
Amount Transferred	14,220,000	3,440,000	104,160,000	112,000,000	120,000,000	148,000,000	500,000	56,730,000	-	-	49,700,000
Use of Governance fund											
Financial support for office /training centers	600,000	240,000	160,000	-	-	-	-	1,130,000	-	-	700,000
As grant for Target Poverty Alleviation	-	-	-	-	-	-	-	-	-	-	-
As CIF for Credit Rs.	-	-	-	-	-	-	-	7,600,000	-	-	4,000,000
As Credit Revolving Fund From NRSP	13,620,000	3,200,000	104,000,000	112,000,000	120,000,000	148,000,000	500,000	48,000,000	-	-	45,000,000
As Credit Revolving Fund from other Donors	13,620,000	3,200,000	104,000,000	112,000,000	120,000,000	148,000,000	500,000	55,600,000	-	-	49,000,000
Management											
LSO Registration status	7	-	26	28	30	-	1	17	-	-	7
No. of VRPs contracted	-	-	129	251	162	-	-	3	-	-	2

District	D.G. Khan	Layyah	Rajanpur	Malakand	Mardan	Buner	Charsadda	Swat	Swabi	Nowshera	Bagh
No. of LSOs	32	1	26	14	19	3	2	1	21	3	19
Total H/H of District	142,009	23,180	129,555	45,769	65,910	11,066	6,345	5,536	70,642	11,280	65,471
No. of Organized H/H in District	104,220	2,186	96,737	36,652	43,079	7,416	3,320	2,202	62,988	8,537	39,059
%age of Organized H/H District	73%	9%	75%	80%	65%	67%	52%	40%	89%	76%	60%
No. member organizations in LSO											
Total	6,806	146	6,365	2,329	2,802	436	209	121	3,724	459	2,417
No. of VDOs	701	15	471	97	96	47	8	6	151	28	176
Total COs	6,105	131	5,894	2,232	2,706	389	201	115	3,573	431	2,241
No. of Male COs	419	-	456	1,104	1,198	188	151	93	2,796	214	744
No. of Women COs	5,566	131	5,377	1,126	1,506	201	50	22	770	217	963
No. of Mix COs	120	-	61	2	2	-	-	-	7	-	534
% Women and Mix COs in LSO	93%	100%	92%	51%	56%	52%	25%	19%	22%	50%	67%
LSO General Body members											
Total	1,997	32	5,701	687	714	121	91	55	601	216	904
Men	311	-	81	404	408	68	76	55	504	104	317
Women	1,686	32	5,620	283	306	53	15	-	97	112	587
Women membership %age in GB	84%	100%	99%	41%	43%	44%	16%	0%	16%	52%	65%
LSO Executive Body Members											
Total	72	2	73	180	314	22	40	16	397	64	285
Men	10	-	-	142	183	21	38	16	341	39	163
Women	62	2	73	38	131	1	2	-	56	25	122
Women membership %age in EB	86%	100%	100%	21%	42%	5%	5%	0%	14%	39%	43%
LSO Leaders Trained	82	-	32	59	57	-	7	4	91	6	239
No. of Paid Staff	16	-	6	8	7	-	-	-	9	-	8
Governance fund Rs.											
Amount Transferred	36,850,000	-	39,100,000	9,629,300	10,260,732	-	1,220,000	70,000	11,222,810	-	1,440,000
Use of Governance fund											
Financial support for office /training centers	1,500,000	-	-	840,000	630,000	-	140,000	70,000	980,000	-	440,000
As grant for Target Poverty Alleviation	-	-	-	400,000	400,000	-	-	-	700,000	-	-
As CIF for Credit Rs.	900,000	-	500,000	1,200,000	7,330,732	-	1,080,000	-	6,606,710	-	1,000,000
As Credit Revolving Fund From NRSP	34,450,000	-	38,600,000	7,189,300	1,900,000	-	-	-	2,936,100	-	-
As Credit Revolving Fund from other Donors	35,350,000	-	39,100,000	8,389,300	9,230,732	-	1,080,000	-	9,542,810	-	1,000,000
Management											
LSO Registration status	14	-	13	9	6	-	-	-	9	-	15
No. of VRPs contracted	30	-	69	23	57	-	8	1	51	7	-

District	Haveli	Bhimber	Kotli	Sudhnoti	Poonch	Muzaffarabad	Hatian Bala	Neelum	Rawalpindi	Jhelum	Attock	Chakwal	Mandi Bahauddin
No. of LSOs	9	5	35	12	26	32	12	9	40	5	26	24	2
Total H/H of District	22,393	16,100	94,839	32,067	76,768	116,250	38,828	32,748	122,082	16,180	97,394	79,301	7,914
No. of Organized H/H in District	16,362	9,920	59,723	17,878	58,603	57,237	22,071	16,118	43,763	4,363	56,322	48,118	2,009
%age of Organized H/H District	73%	62%	63%	56%	76%	49%	57%	49%	36%	27%	58%	61%	25%
No. member organizations in LSO													
Total	964	850	3,676	1,070	2,956	3,784	1,346	902	2,887	268	3,603	2,839	165
No. of VDOs	93	37	216	60	192	304	121	75	384	42	195	143	13
Total COs	871	813	3,460	1,010	2,764	3,480	1,225	827	2,503	226	3,408	2,696	152
No. of Male COs	323	-	901	423	837	1,336	211	7	457	47	914	910	10
No. of Women COs	363	805	1,716	341	1,086	1,119	761	820	1,750	172	2,455	1,598	129
No. of Mix COs	185	8	843	246	841	1,025	253	-	296	7	39	188	13
% Women and Mix COs in LSO	63%	100%	74%	58%	70%	62%	83%	99%	82%	79%	73%	66%	93%
LSO General Body members													
Total	305	116	1,013	458	905	377	363	315	1,445	135	1,057	682	73
Men	216	-	629	297	433	251	148	13	390	31	300	236	7
Women	89	116	384	161	472	126	215	302	1,055	104	757	446	66
Women membership %age in GB	29%	100%	38%	35%	52%	33%	59%	96%	73%	77%	72%	65%	90%
LSO Executive Body Members													
Total	117	37	365	136	222	693	61	59	405	63	251	257	12
Men	69	-	168	82	130	438	26	2	200	29	131	154	2
Women	48	37	197	54	92	255	35	57	205	34	120	103	10
Women membership %age in EB	41%	100%	54%	40%	41%	37%	57%	97%	51%	54%	48%	40%	83%
LSO Leaders Trained	70	-	275	103	209	313	119	85	58	22	5	97	-
No. of Paid Staff	3	-	7	2	24	-	-	2	7	-	-	2	-
Governance fund Rs.													
Amount Transferred	2,225,806	-	9,130,000	670,000	3,770,000	8,960,000	6,200,000	240,000	28,197,350	2,500,000	5,710,500	6,540,000	-
Use of Governance fund													
Financial support for office /training centers	225,806	-	480,000	120,000	440,000	960,000	400,000	240,000	1,050,000	-	1,330,000	770,000	-
As grant for Target Poverty Alleviation	-	-	4,650,000	550,000	1,330,000	-	-	-	14,775,850	-	1,345,000	1,909,000	-
As CIF for Credit Rs.	-	-	-	-	2,000,000	-	-	-	12,371,500	2,500,000	3,035,500	3,861,000	-
As Credit Revolving Fund From NRSP	2,000,000	-	4,000,000	-	-	8,000,000	5,800,000	-	-	-	-	-	-
As Credit Revolving Fund from other Donors	2,000,000	-	4,000,000	-	2,000,000	8,000,000	5,800,000	-	12,371,500	2,500,000	3,035,500	3,861,000	-
Management													
LSO Registration status	7	-	13	2	24	1	2	2	7	1	-	2	-
No. of VRPs contracted	-	-	-	-	-	-	-	-	-	-	-	-	-

District	Islamabad	Bhakkar	Mianwali	Sargodha	Khushab	Gwadar	Kech	Panjgur	Awaran	Lasbela	Lhr	RYK	Total
No. of LSOs	5	35	32	2	42	16	54	15	5	19	1	5	916
Total H/H of District	33,715	258,621	199,060	7,123	231,437	-	221,841	37,731	15,709	-	1,889	19,163	3,544,205
No. of Organized H/H in District	7,790	84,747	106,195	847	117,807	8,189	46,952	10,123	10,316	13,943	2,061	13,406	1,959,728
%age of Organized H/H District	23%	33%	53%	12%	51%	#DIV/0!	21%	27%	66%	-	109%	70%	55%
No. member organizations in LSO													
Total	511	6,316	6,580	65	7,720	490	3,388	738	698	998		860	118,392
No. of VDOs	63	272	173	9	166	106	515	125	72	163	15	73	8,851
Total COs	448	6,044	6,407	56	7,554	384	2,873	613	626	835	104	787	109,660
No. of Male COs	44	2,101	914	-	2,123	108	652	240	256	402	-	2	21,941
No. of Women COs	346	3,046	2,713	56	3,549	255	1,694	288	339	377	104	608	74,856
No. of Mix COs	58	897	2,780	-	1,882	21	527	85	31	56	-	177	12,863
% Women and Mix COs in LSO	90%	65%	86%	100%	72%	72%	77%	61%	59%	52%	100%	100%	80%
LSO General Body members													
Total	236	5,843	5,784	21	7,533	235	1,011	277	229	924	28	194	47,265
Men	19	2,835	2,593	-	2,766	63	380	137	101	531	-	26	15,251
Women	217	3,008	3,191	21	4,767	172	631	140	128	393	28	168	32,014
Women membership %age in GB	92%	51%	55%	100%	63%	73%	62%	51%	56%	43%	100%	87%	68%
LSO Executive Body members													
Total	35	206	542	6	444	64	233	68	21	42	11	40	8,560
Men	10	111	160	-	215	32	117	52	14	26	1	5	3,182
Women	25	95	382	6	229	32	116	16	7	16	10	35	5,378
Women membership %age in EB	71%	46%	70%	100%	52%	50%	50%	24%	33%	38%	91%	88%	63%
LSO Leaders Trained	13	46	24	4	83	60	186	71	37	-	-	6	3,214
No. of Paid Staff	-	19	7	-	9	10	24	9	5	-	-	-	224
Governance fund Rs.													
Amount Transferred	2,800,000	48,665,000	7,475,000	-	47,425,000	20,495,000	106,270,000	12,905,000	14,390,000	38,000,000		1,149,800	1,092,261,298
Use of Governance fund													
Financial support for office /training centers	-	1,165,000	1,355,000	-	1,925,000	495,000	685,000	285,000	230,000	-		149,800	19,735,606
As grant for Target Poverty Alleviation	-	-	-	-	-	-	365,000	-	-	-		-	26,424,850
As CIF for Credit Rs.	2,800,000	4,000,000	3,520,000	-	4,000,000	-	6,000,000	-	-	-		1,000,000	75,305,442
As Credit Revolving Fund From NRSP	-	43,500,000	2,600,000	-	41,500,000	20,000,000	99,220,000	12,620,000	14,160,000	38,000,000		-	970,795,400
As Credit Revolving Fund from other Donors	2,800,000	47,500,000	6,120,000	-	45,500,000	20,000,000	105,220,000	12,620,000	14,160,000	38,000,000		1,000,000	1,046,100,842
Management													
LSO Registration status	-	17	12	-	8	10	19	6	4	-	-	-	319
No. of VRPs contracted	-	77	83	-	28	-	-	-	-	-	-	-	981

Table 7: CIF disbursement status as of December, 2023

	Rawalpindi	Sargodha	Bahawalpur	Rahim Yar Khan	Lahore	D.G. Khan	Mardan	AJK	Hyderabad	Turbat	Total
No. of LSON Managing CIF	-	-	-	-	-	-	1	-	-	-	1
No. of LSO Managing CIF	58	38	79	5	1	42	58	20	134	67	502
No. of VOs Managing CIF	12	-	1	-	-	-	-	-	36	20	69
No. of COs Managing CIF	-	-	-	-	-	-	-	-	7	-	7
Total Funds Transferred (Rs.)	24,568,000	99,120,000	104,600,000	1,000,000	-	74,450,000	28,242,842	22,800,000	501,320,000	190,000,000	1,046,100,842
<i>To LSON (Rs.)</i>	-	-	-	-	-	-	-	-	-	-	-
<i>To LSOs (Rs.)</i>	22,291,500	99,120,000	104,100,000	1,000,000	-	74,450,000	28,242,842	22,800,000	495,170,000	190,000,000	1,037,174,342
<i>To VOs (Rs.)</i>	2,276,500	-	500,000	-	-	-	-	-	5,850,000	-	8,626,500
<i>To COs (Rs.)</i>	-	-	-	-	-	-	-	-	300,000	-	300,000
Funds transferred form NRSP (Rs)	24,568,000	11,520,000	11,600,000	1,000,000	-	1,400,000	16,217,442	3,000,000	-	6,000,000	75,305,442
<i>To LSON (Rs.)</i>	-	-	-	-	-	-	-	-	-	-	-
<i>To LSOs (Rs.)</i>	22,291,500	11,520,000	11,100,000	1,000,000	-	1,400,000	16,217,442	3,000,000	-	6,000,000	72,528,942
<i>To VOs (Rs.)</i>	2,276,500	-	500,000	-	-	-	-	-	-	-	2,776,500
<i>To COs (Rs.)</i>	-	-	-	-	-	-	-	-	-	-	-
Funds Transferred from Other Donors (Rs.)	-	87,600,000	93,000,000	-	-	73,050,000	12,025,400	19,800,000	501,320,000	184,000,000	970,795,400
<i>To LSON (Rs.)</i>	-	-	-	-	-	-	-	-	-	-	-
<i>To LSOs (Rs.)</i>	-	87,600,000	93,000,000	-	-	73,050,000	12,025,400	19,800,000	495,170,000	184,000,000	964,645,400
<i>To VOs (Rs.)</i>	-	-	-	-	-	-	-	-	5,850,000	-	5,850,000
<i>To COs (Rs.)</i>	-	-	-	-	-	-	-	-	300,000	-	300,000
Portfolio											
Total Disbursement(Rs.)	184,639,300	635,381,164	807,402,000	20,067,000	10,660,000	788,952,785	733,248,470	81,761,452	1,582,022,276	453,285,500	5,297,419,947
<i>Disbursement to Men (Rs.)</i>	19,668,500	101,222,000	40,943,000	44,000	-	18,334,000	535,014,470	44,151,952	40,000	36,245,500	795,663,422
<i>Disbursement to Women (Rs.)</i>	164,970,800	534,159,164	766,459,000	20,023,000	10,660,000	770,618,785	198,234,000	37,609,500	1,581,982,276	417,040,000	4,501,756,525
No.of Loans	11,273	32,381	40,432	1,198	533	33,924	22,910	3,789	78,850	13,420	238,710
<i>No.of Loans (Men)</i>	1,340	4,970	1,691	4	-	639	16,788	1,860	4	1,237	28,533
<i>No.of Loans (Women)</i>	9,933	27,411	38,741	1,194	533	33,285	6,122	1,929	78,846	12,183	210,177
Current Portfolio (Rs.)	2,138,532	63,816,829	59,964,004	6,340,000	341,776	33,529,523	22,900,924	2,769,354	248,980,517	101,233,098	542,014,557
Active Loans	326	3,833	3,785	317	83	1,468	764	213	13,340	5,209	29,338
<i>Active Loans (Men)</i>	53	522	227	-	-	66	656	127	-	155	1,806
<i>Active Loans (Women)</i>	273	3,311	3,558	317	83	1,402	108	86	13,340	5,054	27,532

Gender and Development

NRSP's Gender and Development sector addresses inequalities & discrimination through a gender perspective, across the spectrum of Social Mobilization activities and in discrete projects. This is of utmost importance as rural women are considered to be the agents of change to achieve economic, social and transformational goals set up and owned by them for their communities and the future so that development is on a sustainable basis!

The basis for the work is the comprehensive Gender Mainstreaming Policy and related Gender Action Plans, which has also been recently updated by the Gender & Development Sector in a participatory manner. The NRSP Gender Mainstreaming Policy is thus guided by principles of gender integration, diversity and intersection, partnership between men and women (girls/boys/youth, disabled, minorities and transgender) from all the segments of the communities and empowerment, as well as gender equality. This ensures that women (staff & Community) are given an active role in decision-making, have guaranteed rights and are not discriminated against at any level.

Gender & Environment, Anti sexual Harassment Legislation for the work place, conducive environment, gender training at district level in regions for core program/ projects, Consultations i.e 1,076 women organized in Swabi after consultation with organized men community members & decision makers/ exposure/ linkage formation with women and men community members, case study writing & related capacity building for staff/ community, managing Home Based Women Workers Project funded by UN Women & Access to Justice related projects funded by FOSI thru RSPN in Punjab and Sindh, representation of NRSP's Gender related programme on various national & International Forums i.e Policy making, Gender Strategy formulation, Disaster Management etc are some of the activities Gender Department of NRSP is engaged in. It is also part of various Gender & Right Based Networks to provide input from a grass root gender perspective. It is also responsible for assessing the core programme, all projects and interventions at the design stage and monitor the performance from a gender perspective so that deviations from NRSP policy are identified and remedial actions taken on time. It also works closely with specialized organizations and networks such as EVAW, White Ribbons and Mehrgarh to ensure NRSP is compliant of all standards and follows best practices. It is part of Gender Resource Group of Rural Support Programmes since 2005 (Gender Think Tank previously) and Gender Task Force co-chaired by NDMA, UNWOMEN since 2009.

NRSP realizes the importance of women in the process of development and therefore works constantly to empower them and increase their participation in the social mobilization process. In any new area, NRSP starts by forming women community organization and if required, membership is extended to men. Having women only or women majority Community Organizations, automatically brings management of Village Organizations and Local Support Organizations under women. Complying with the policy, women members now have full right and access to financial and other assets. Moreover, NRSP aims to ensure that women are given rights, have active role in decision-making and are free from discrimination at all levels. This practice is in line with the concept of gender equity in order to provide has the goal of providing everyone including the marginalized with the full range of opportunities and benefits – the same finish line. This is being practiced in most major projects i.e SUCCESS & BRACE funded by EU and the core program of NRSP concerned with Social Mobilization, Microfinance, Linkages and Capacity Building.

The process of change in perceptions, thoughts, processes and attitudes about Gender and Development is continued in NRSP's Programme. Wider skills enhancement initiatives provided greater opportunities to women in decision making at household as well as at the Community Organization/Village Organization/Local Support Organization levels. Women are now serving as development leaders of their own villages; working even one step forward than men in their areas. Women are working as President, Managers and Activists of their Community, Village and Local Support Organizations and are actively engaged in development operations. It is also encouraging to note that increased participation of women has been recorded in planning and implementation of community physical infrastructure schemes. Women Organization in Sindh and Balochistan focuses on an outcome related to provision of capacity building and means to enable them to implement community-driven socio-economic development interventions, an increased voice and capability to influence public policy decision making through active engagement with local government authorities for equitable, inclusive service delivery. A Gender Mainstreaming Strategy is also being formulated for this outcome and the process leading to it more gender sensitive with the facilitation of the GAD Department and trained field staff.

Celebration and taking account of different days pertaining to women i.e International, National, Rural & Working Women's Day besides Right Based Campaigns etc are spearheaded by G& D Department in all of NRSP's regions all over Pakistan and the Head Office every year. Steps are taken to ensure Conducive Environment for women by adoption and implementation of "The Protection of Women against Harassment

at Workplace” Law since 2011, Day Care Initiative, Separate Washrooms, Mobility, Maternity Leave, Iddat etc. Women Staff exposure and Leadership/ Management Training are advocated for and nominations ensured. Different Manuals i.e Human Resource Development, Social Mobilization are screened from a gender lens and Gender Training designed exclusively for all the different tiers of staff and Community Resource Persons/ Activists conducted at regular intervals.

Fund is accessed from the Core Staff to ensure that Women Activists are given a “voice” and exposure in addition to networking platforms.

Exposure is ensured for organized community and men members to access training, networking and marketing platforms in different events and exhibitions at the federal level.

Gender Training or sessions have been conducted for HASHAR Foundation, SRSP, SRSO (Management), FAFEN recently and in the past.

Climate Change and Environmental Issues are focused upon more recently as the Gender Mainstreaming Policy and Action Plans are aligned to this need of the hour. Disaster Management through a Gender Perspective is also a forte of the Gender Department of NRSP and sessions have been conducted for different organizations’ management cadre in the subject i.e FOCUS International, NDMA, SDMA, UC Secretaries, Doaba, The National Commission for the Status of Women etc. Gender Analysis & Gender Based Violence and Violence against Women is another area of expertise in terms of training. Gender Impact Assessment for a project funded by ADP was carried out in Sindh. Gender Checklists for different project are formulated to ensure that process are gender sensitive.

The Gender Department plans to advocate for include Adult Literacy including financial literacy integrated with a gender perspective, climate change initiatives and Environment friendly, gender sensitive CPIs. Gender checklists for methodologies, targets and logistics, budgeting of impact assessments for projects/programmes and review of administration related, financial & HR Systems with a vision to enable women to become agents of positive change (economically, socially and environment friendly). GAD also plans to advocate for mainstreaming the Legal Empowerment Projects Access to Justice has been added to the SDGs and there is a dire need for all the activities carried out with lessons learnt incorporated.

Microfinance Enterprise Development Programme

The Community Organizations (COs) fostered by NRSP prepare Micro Investment Plans. Members prepare household-level MIPs and the CO prepares a group Micro Investment Plan. An analysis of the MIPs shows that while the COs as grassroots institutions are generally interested in carrying out social sector projects such as schools, roads, and drinking water and sanitation schemes, individual members are most interested in carrying out income-enhancing activities. This usually requires training or financial capital – sometimes both – to begin or expand an income generating activity. NRSP has created a programme of skills enhancement and a credit line to meet these household-level needs. MEDP primary role is to ensure that the credit funds are available to the poor households through the COs. The section's other major responsibilities include developing information systems that help assess the efficiency, out-reach capability, repayment behaviors and financial viability of the programme.

Credit Package & Ceiling: NRSP does not have a preconceived package, although credit is provided only for productive activities. This encourages the COs to utilize natural resources and human capital. These productive activities typically include:

- Agricultural inputs; seeds, fertilizer, pesticide etc.
- Livestock
- Small business/enterprise development
- Lift irrigation, land-leveling and other productive infrastructure

Based on its extensive experience NRSP regulates the credit ceiling for different activities and different Regions. Thus the ceiling for the first time borrower is Rs. 25,000. However, the Regions are allowed to set different ceilings for different areas and COs to a maximum of Rs. 75,000. NRSP attempts to keep the credit size at the lowest possible limit so that the credit programme covers the maximum number of poor households and the risk to those households is minimized.

Credit Appraisal. Because the COs are primarily responsible for assessing the character of intended borrowers, it is the CO which assesses the credit worthiness of CO members applying for a loan. The CO submits the loan application to NRSP in the form of a Resolution, which must be signed by at least 75% of the CO members. The CO undertakes the responsibility of verifying the proper utilization of the loan and its repayment. The SOs appraise the credit requests and July seeks help from other professional staff, for example Engineers, if the Resolution requires a technical feasibility study.

Collateral. NRSP extends micro credit to economically marginal men and women who have no material collateral. The COs, however, exert social pressure in case of loan default. Because each loan request is signed by at least 75% of the CO members, each member acts as a guarantor for all other members. To facilitate the COs and their members in the repayment of their loans in difficult times, NRSP encourages the COs to practice regular savings before requesting a loan. However, to ensure that this does not discourage the poorest CO members, the ceilings for mandatory savings are flexible.

Saving and Internal Lending. The habit of saving is a prerequisite for CO membership, as is regular attendance in the fortnightly meetings. Once the members' savings (which are deposited in a bank account in the name of the CO) reach a substantial amount, the process of internal lending begins with the unanimous will of the CO. The CO then forms a credit committee, which appraises the loan requests. The CO extends credit to its members from its saving pool on its own terms and conditions. NRSP trains the COs in accounting and financial management.

Enterprise Development. NRSP facilitates the COs in developing new enterprises and improving existing ones through its Vocational Training Programme (VTP) and Natural Resource Management Programme. As part of the VTP, the CO members are trained in business development and financial management.

Separation of the Micro Credit Programme from Social Mobilization. In order to improve the quality of COs and the loan portfolio, it was decided in 2003 to make structural changes in the micro credit assessment, delivery and recovery model. A new social mobilization and credit delivery scheme has been introduced. Finalized after a successful pilot test, its principles are derived from the Urban Poverty Alleviation Programme (UPAP).

Credit Appraisal in the New Model. The appraisal process in the new model focuses on assessing the character and trustworthiness of intended clients. Previously, NRSP's appraisal process focused primarily on the financial feasibility of the proposed activity and the CO's guarantee. However, NRSP has learned from experience that the character of a client plays a greater role in his or her repayment performance than his or her ability to generate a profit from the business or activity for which the loan is taken. Character assessment includes whether the client is "honest" and "responsible", as well as confirmation of his or her whereabouts.

Two independent appraisals are conducted. The Field Worker (FW) collects CO Resolutions for rural credit in the CO meeting and then carries out an appraisal at the home of the intended client. This is called Social Appraisal because it focuses on confirming the whereabouts of the client and on his or her character. The second appraisal, referred to as a Technical Appraisal, is done by the Credit Officer, who confirms the accuracy of all the information collected by the Field Worker during the Social Appraisal. The Credit Officer also checks the financial viability of the proposed activity. The Credit Officer gets help from the Engineer or other specialists such as the enterprise development staff, if required. In both appraisals, however, the focus remains on the assessment of the potential client's behavior and reputation for honesty. This double appraisal at the household level helps the NRSP staff get to know the borrower and lets his or her family members know about the client's obligations to NRSP. The FW is not authorized to reject a credit application on his/her own. That decision lies with the Senior Credit Officer (SCO). If the Field Worker and Credit Officer disagree, the SCO makes the decision, after hearing both opinions.

Principles of Recovery Monitoring. Recovery monitoring is the most important process in the new system. The new system requires daily recovery planning. This requires the preparation of daily recovery targets based on the due date of each installment. In the new model, the SCO's primary duty is to develop daily monitoring reports and to ensure that a client who does not pay his or her installment on time is reminded of the obligation to repay. It is the SCO's responsibility to focus on finding ways and means of ensuring timely recovery. Recovering amounts due is the responsibility of the credit unit and they should make every effort to ensure payment. They must also understand clearly they are not allowed to link the recovery of credit with assessments of the 'quality' of the COs.

Characteristics of Credit Staff. The model recognizes the importance of on-the-job training and monitoring to build staff capacity. The FWs are the front line workers responsible for maintaining close contact with the COs and their members. This requires a large number of honest and responsible FWs who can meet all the COs and their members. The FWs must be a local, trustworthy person. The Credit Officer must guide the FWs. The SCO must be able to train and monitor a large cadre of FWs and Credit Officers. In the new model, once a Social Organizer helps people to form a CO, and a credit request is initiated, the credit process from that point on is in the hands of the Credit Officer and the CO and its members. This means that the Social Organizer is free to concentrate on other activities, including health and education, training and natural resource management, as the CO requires.

Village Branches To make it easier for rural clients to access credit related services we have established one-room Village Branches at appropriate locations, typically at the center of one or more Union Councils. The establishment of these Branches depends on the population density. The Branch is responsible for coordinating with the CO members on a daily basis. It is also a credit recovery-collection hub. The Village Branches staff allocate times for CO meetings, recovery follow up, appraisals and recovery collection. Where it is feasible the Village Branch staff visit COs and clients on foot. Otherwise the male staff travel by motorcycle and the women in vehicles. [Link to Village Bank success story](#)

Credit MIS Credit MIS is not accessible to Credit Officers or Field Workers. The accounting staff reports directly to the Regional General Manager and to Finance and Accounts at the head office. However, in order to ensure the correct posting of data in the MIS, the Credit Officers are authorized to check the daily posting from the receipts. The other principles are:

CO formation and credit delivery are two distinct processes which must take place independently of each other. Only those COs should have access to the rural credit programme which are recognized by the Rural Credit section as viable institutions. For this purpose, the Rural Credit section will register the COs with NRSP, rather than the person who formed the CO.

- The credit should always reach the intended client, who must acknowledge receipt of credit from NRSP
- The staff responsible for credit should be able to focus exclusively on credit operations and should be able to implement a strategy that leads to 100%, on-time recovery
- The organizational structure, such as location of offices and staffing patterns, should make it possible to pursue clients effectively
- The entire process should be more transparent
- All credit disbursement and recovery activities should be implemented in a planned manner
- The system should allow performance-evaluation of staff on the basis of predefined criteria. For example, the SOs will be evaluated on the quality and performance of the COs they form, and the credit staff on the credit outreach and the quality of the loan portfolio.

Table 8: MEDP Progress Overview as of December- 2023

Total Disbursement (Rs.)		310,341,736,027		
Agriculture (Rs.)		93,895,952,221		
Livestock (Rs.)		75,832,065,726		
Enterprise (Rs.)		128,649,194,145		
S.I.I.E (Rs.)		197,218,821		
Tijarat (Rs.)		11,767,305,114		
No. of Loans		Men	Women	Total
Total Loans		4,248,284	5,436,884	9,685,168
Agriculture		3,129,936	208,423	3,338,359
Livestock		540,026	1,837,724	2,377,750
Enterprise Development		571,514	3,224,068	3,795,582
Small Infrastructure Individual Enterprise (SIIE)		5,540	1152	6,692
Tijarat		1,268	165,517	166,785
Beneficiary COs (including Credit Groups)				1,114,168
Men				194,149
Women				878,117
Mixed				41,902
No. of Active Loans				572,194
Receivable From COs (Rs.)				18,913,891,530
Recovery Rate				99.1%
No of Covered Districts				57
No. of Districts in which MEDP is Operational: Attock, Badin, Bagh, Bhakkar, Bhimber, Chakwal, Chiniot, D.G. Khan, Gujranwala, Hafizabad, Gujrat, Gwadar, Hyderabad, ICT, Jhang, Jhelum, Khushab, Kotli, Mandi Bahaudin, Mardan, Mianwali, Mirpur, Mirpurkhas, Muzaffarabad, Nowshera, Peshawar, Rahim Yar Khan, Rajanpur, Rawalakot/Poonch, Rawalpindi, Sargodha, Sialkot, Sudhnati, Swabi, Swat, Tando Muhammad Khan, Thatta & Turbat,				50
(NRSP- Bank Districts: Bahawalnagar, Bahawalpur, Khanewal, Lodhran, Multan, Pak Pattan, Sahiwal, Tando Allah Yar, Toba Tek singh, Vehari, Shaheed Benazirabad & Matiari				(NRSP=38 + Bank=12)

Table 9: Active Loans and Receivable from COs

Districts	Active Loans			Receivable from COs
	Men	Women	Total	
RO-Rawalpind	16,342	110,934	127,276	3,048,751,821
Rawalpindi/ICT	2,012	5,016	7,028	180,023,071
Attock	2,185	18,290	20,475	464,452,350
Chakwal	159	12,774	12,933	314,046,027
Gujrat	760	17,346	18,106	422,715,027
Haripur	44	955	999	26,227,071
Jhelum	7,065	29,197	36,262	829,242,319
Mandi Bahaudin	380	16,903	17,283	385,378,242
Lodhran	1,650	165	1,815	38,110,202
Vehari	3	2,250	2,253	58,319,049
Murree	1,231	515	1,746	49,015,546
Hafizabad-APC	-	-	-	-
Talagang	260	5,474	5,734	135,764,581
Multan	583	2,049	2,632	85,257,336
RO-Sargodha	5,728	144,492	150,220	5,219,272,105
Sargodha	51	1,478	1,529	32,993,201
Khushab	462	23,708	24,170	770,440,741
Bhakkar	883	11,402	12,285	396,290,651
Mianwali	332	22,721	23,053	727,045,075
Hafizabad	1,151	10,814	11,965	545,552,548
Chiniot	908	14,598	15,506	631,836,710
Narowal	332	18,031	18,363	616,343,337
Faisalabad	391	6,914	7,305	267,541,751
Jhang	646	9,117	9,763	363,582,110
Toba Tek Singh	90	3,356	3,446	80,930,110
Sialkot	-	-	-	-
Gujranwala	480	22,353	22,833	782,715,871
RO-Rahim Yar Khan	8,376	5,301	13,677	579,862,858
Rahim Yar Khan	8,376	5,301	13,677	579,862,858
RO-D.G.Khan	9,304	24,552	33,856	1,227,208,700
D.G.Khan	6,281	10,486	16,767	586,327,157
Muzaffargarh	2,762	1,176	3,938	160,731,911
Layya	219	2,624	2,843	75,132,069
Rajanpur	42	10,266	10,308	405,017,563
RO-Lahore	3,654	32,090	35,744	1,285,697,508
Nankana	3,251	6,035	9,286	315,710,574
Okara	11	3,710	3,721	155,468,190
Sahiwal	-	-	-	-
Sheikhpura	392	22,345	22,737	814,518,744
Kasur	-	-	-	-
RO-AJ&K	49,365	76,454	125,819	4,770,557,585
Muzaffarabad	1	10,004	10,005	405,955,629
Kotli	69	12,480	12,549	569,059,039
Rawalakot	27,164	35,457	62,621	1,545,508,723
Bhimber	1	3,887	3,888	148,651,255
Mirpur	2	4,622	4,624	188,634,288
Piandri	22,032	3,321	25,353	1,524,821,897
Bagh	96	6,683	6,779	387,826,754
RO-Mardan	838	9,963	10,801	394,761,565
Charsadda	-	-	-	-
Malakand	20	1	21	394,583
Mardan-Malakand	374	35	409	34,740,075
Swabi	-	-	-	-
Swat	322	5,567	5,909	231,546,537
Nowshera	23	1,544	1,571	53,865,381
Urban-Malakand	95	2,796	2,891	74,814,779
Malakand Murabaha	-	-	-	-
Mardan Murabaha	-	-	-	-
Swabi Murabaha	-	-	-	-
RO-Hyderabad	2,239	23,027	25,266	681,016,125
Basin	182	2,586	2,768	74,103,304
Thatta	23	1,544	1,571	2,645,991
Hyderabad	368	6,566	6,934	184,275,421
Urban-Hyderabad	-	-	-	-
Nawabshah	48	879	927	22,081,765
Sanghar	1,212	5,613	6,825	222,645,329
Tando Allahyar Rural	221	15	236	18,768,436
Mirpurkhas	185	7,366	7,551	156,605,879
RO-Turbat	251	9,675	9,926	255,745,695
Turbat	251	9,675	9,926	255,745,695
CLOSED	1,725	37,886	39,611	1,455,617,778
Sialkot Old	180	11	191	17,901,066
Sahiwal Old	1,545	37,875	39,420	1,437,712,712
Total	97,820	474,374	572,194	18,913,891,530

Table 10: Credit Disbursement by type as of December, 2023

Type of Credit	Amount (Rs.)			Average Loan Size (Rs.)
	Men	Women	Total	
Agriculture Inputs	87,823,982,394	6,071,969,827	93,895,952,221	29,133
Livestock Development	13,381,999,263	62,450,066,463	75,832,065,726	33,982
Enterprise Development	17,385,037,701	111,264,156,444	128,649,194,145	34,510
SIIE	167,931,471	29,287,350	197,218,821	25,423
Tijarat	124,850,510	11,642,454,604	11,767,305,114	70,340
Total	118,883,801,339	191,457,934,688	310,341,736,027	35,215

Table 11: No. of Loans by Type as of December, 2023

Type of Loans	Men	%	Women	%	Total
Agriculture Inputs	3,129,936	32%	208,423	2%	3,338,359
Livestock Development	540,026	6%	1,837,724	19%	2,377,750
Enterprise Development	571,514	6%	3,224,068	33%	3,795,582
SIIE	5,540	0%	1,152	0%	6,692
Tijarat	1,268	0%	165,517	2%	166,785
Total	4,248,284	44%	5,436,884	56%	9,685,168

Table 12: No. of Active Borrowers by Type as of December, 2023

Types of Borrower	Men	%	Women	%	Total
Agriculture Inputs	36,986	6%	4,671	1%	41,657
Livestock Development	20,900	4%	147,562	26%	168,462
Enterprise Development	39,457	7%	278,036	49%	317,493
SIIE	7	0%	83	0%	90
Tijarat	470	0%	44,022	8%	44,492
Total	97,820	17%	474,374	83%	572,194

Table 13: Portfolio by type as of December, 2023

	Men	%	Women	%	Total
Agriculture Inputs	2,421,955,889	13%	232,966,978	1%	2,654,922,867
Livestock Development	693,296,268	4%	4,353,500,125	23%	5,046,796,393
Enterprise Development	1,506,939,024	8%	7,780,835,030	41%	9,287,774,054
SIIE	429,114	0%	2,631,725	0%	3,060,839
Tijarat	39,393,197.00	0%	1,881,944,180	10%	1,921,337,377
Total	4,662,013,492	25%	14,251,878,038	75%	18,913,891,530

Table 14: Credit Disbursement by District as of December, 2023

Districts	By the end of Aug-2023	During September 23	Total
Rawalpindi/ICT	21,109,067,315	(18,784,062,105)	2,325,005,210
Attock	9,264,089,440	67,933,000	9,332,022,440
Chakwal	4,567,275,732	57,160,000	4,624,435,732
Gujrat	4,056,629,500	73,005,000	4,129,634,500
Haripur	70,540,000	3,950,000	74,490,000
Jhelum	13,722,408,425	147,590,000	13,869,998,425
Lodhran	131,773,000	(14,425,000)	117,348,000
Mandi Bahauddin	6,666,740,500	71,445,000	6,738,185,500
Vehari	126,326,000	(29,718,000)	96,608,000
Murree	798,167,260	1,701,552,316	2,499,719,576
Talagang	2,478,079,576	(2,349,884,576)	128,195,000
Multan	110,986,000	695,961,260	806,947,260
Chiniot	7,277,552,100	107,190,000	7,384,742,100
Faisalabad	933,480,752	60,938,000	994,418,752
Jhang	2,429,928,700	60,423,000	2,490,351,700
Layya	1,110,739,466	6,490,000	1,117,229,466
Muzaffargarh	1,604,366,920	1,025,000	1,605,391,920
Narowal	6,342,742,550	100,730,000	6,443,472,550
Okara	-	2,046,363,450	2,046,363,450
Sahiwal	2,325,005,210	4,989,314,390	7,314,319,600
Sialkot	7,818,974,510	(7,660,247,310)	158,727,200
Toba Tek Singh	800,286,300	299,703,800	1,099,990,100
Sargodha	22,856,498,225	(22,712,737,785)	143,760,440
Khushab	13,412,864,814	128,700,000	13,541,564,814
Bhakkar	11,460,847,533	64,805,000	11,525,652,533
Mianwali	14,629,840,170	131,315,000	14,761,155,170
Hafizabad	7,210,226,300	86,866,000	7,297,092,300
Hafizabad-APC	7,730,000	(7,730,000)	-
Gujranwala	10,346,381,750	129,855,000	10,476,236,750
Bahawalpur	16,030,472,420	-	16,030,472,420
Sahiwal Old	7,314,319,600	15,766,606,625	23,080,926,225
Rahim Yar Khan	22,246,633,568	(5,080,769,023)	17,165,864,545
D.G.Khan	14,069,756,830	63,920,000	14,133,676,830
Rajapur	17,091,289,545	(12,502,482,410)	4,588,807,135
Nankana	2,920,381,057	40,785,000	2,961,166,057
Kasur	111,055,000	(111,055,000)	-
Sheikhupura	1,955,102,545	5,993,736,965	7,948,839,510
Malakand	560,194,900	-	560,194,900
Urban-Malakand	278,926,725	(144,015,725)	134,911,000
Charsadda	302,898,730	-	302,898,730
Nowshera	35,987,000	27,556,000	63,543,000
Mardan-Malakand	1,181,311,930	5,660,000	1,186,971,930
Swabi	273,334,000	(135,586,000)	137,748,000
Swat	137,748,000	707,823,300	845,571,300
Rawalakot	4,535,522,135	16,820,470,180	21,355,992,315
Kotli	7,846,277,100	80,955,000	7,927,232,100
Bhimber	2,177,170,337	24,045,000	2,201,215,337
Mirpur	1,878,111,933	26,800,000	1,904,911,933
Plandri	2,019,468,450	20,278,318,118	22,297,786,568
Bagh	3,897,890,900	44,695,000	3,942,585,900
Muzaffarabad	2,610,592,764	57,600,000	2,668,192,764
Badin	1,623,065,241	17,450,000	1,640,515,241
Thatta	1,079,584,100	(854,535,000)	225,049,100
Hyderabad	2,371,215,790	38,580,000	2,409,795,790
ILO-Hyderabad	1,005,800	-	1,005,800
Nawabshah	113,161,000	7,535,000	120,696,000
Tando Muhammad Khan Rural	-	-	-
Tando Allahyar Rural	-	38,527,000	38,527,000
Sanghar	136,930,440	1,849,251,105	1,986,181,545
Urban-Hyderabad	5,659,712,790	(5,380,786,065)	278,926,725
Matiari	952,519,000	-	952,519,000
Mirpurkhas	2,374,449,357	30,265,000	2,404,714,357
Turbat	225,049,100	5,493,243,690	5,718,292,790
Malakand Murabaha	3,535,450	-	3,535,450
Mardan Murabaha	14,597,208	-	14,597,208
Swabi Murabaha	13,075,416	-	13,075,416
BRDP(BWP)	12,930,500	-	12,930,500
Mardan	34,571,418	-	34,571,418
Sialkot Old	158,727,200	119,541,800	278,269,000
Total	297,918,123,327	2,797,646,000	300,715,769,327

Prime Minister Interest Free Loan Scheme

Duration; July 01, 2014 to June 2023
 Location/ Regions Dera Ghazi Khan, Rajanpur, Khushab, Badin & Thatta
 Primary Beneficiaries; poor, landless and asset less
 Total Budget; Rs. 396,000,000
 Funding Agency PPAF
 Implementation Agency National Rural Support Programme

Objectives: Helping the poor, landless and asset less in order to enable them to give them access to resources for their productive self-employment, encourage them to undertake activities of income generation

Table 17: Prime Minister Interest Free Loan Scheme as of December-23

Description of Activities	Total Targets July-14 to Dec-23	Target as of Dec 23	Achievements as of Dec 23	Achievements (Overall)
Borrowers	127,453	151,239	145,494	100%
Disbursement	3,525,147,180	3,831,403,333	4,963,930,000	100%

Micro Health Insurance Program

Background

The Hospital and Accidental Death insurance programme, launched in October 2005 in partnership with the Adamjee Insurance Company, was designed for the RSPs' CO members. The terms and conditions of the insurance scheme were negotiated by RSPN. According to the agreement, NRSP was responsible for the collection of the premium, marketing of the product and capacity building of its clients for preparation of claims. After receiving claims from the client NRSP forward these claims to Insurance Company, who makes payments to the claimant through NRSP. In the first year the compensation had an upper limit of Rs. 25,000, which included in-patient hospitalization expenses incurred due to illness or accidental injury. The life insurance policy, which also has ceiling of Rs. 25,000, was applicable in case of accidental death or permanent disablement resulting from accidental bodily injury. Initially the premium for individual was of Rs. 250 (including a Rs 42 service charge) and was limited to the individual policy holder (it does not extend to other family members).

At the end of first year of micro insurance programme NRSP analyzed the product and got feedback from the field teams regarding its significance. The data analysis showed that the majority of the claims raised were of less than Rs 15,000. Then the product was restructured by consensus of all stake holders. The main features of the redesigned product were

- Cost of the premium has been reduced to Rs 100
- Additional coverage of funeral expenses in case of natural death

Linking the hospitalization and accidental death insurance with the micro credit programme:

NRSP signed a direct agreement with Adamjee Insurance Company in December, 2006. Under this agreement NRSP loan clients and their spouses have benefits of hospitalization and accidental death coverage limits up to Rs. 15,000. An additional grant up to Rs. 15,000 was also included in the benefits of loan client as funeral charges in case of natural death. The current scheme being implemented by NRSP is an outcome of a last few years action research and piloting at a countrywide scale. The other RSPs therefore subscribe to the suggestions made by NRSP from time to time. As NRSP is also working closely with TRDP, SRSO and GBTI, it is well positioned to incorporate their concerns in the design and implementation of the scheme.

Since July 2008 child birth is also covered in the policy having a sub limit of Rs 10,000/-

NRSP Jubilee Partnership

In July 2013 NRSP signed micro insurance agreement with Jubilee General Insurance Company. All the benefits, coverage limits and operational procedures are same as in the last year contract. NRSP and jubilee are working to arrange cashless claim facilities through the arrangement of panel hospitals initially at the district level and later on such panel hospitals will be arranged at Tehsil level for convenience of policy holders

Current Micro Insurance Product

The salient features of the current insurance scheme are:

- Target clients. All micro credit clients of NRSP and their spouse;
- Coverage "Hospitalization, Accidental Death, Disability of CO member.
- Covers pregnancy, pregnancy related diseases and delivery
- Additional cover of natural death
- Total coverage up to Rs 15,000 for each of the above;
- Premium Rs 100 for both client and spouse per annum;
- Insurer share in premium is Rs 100, NRSPs share Nil
- Identification of clients by NRSP, field verification of claims by NRSP and disbursement of claims through reimbursement basis and cashless basis (in some of the regions)

Keeping in view the significance of family planning services these are included in the product benefits in the year 2012-13. Under this coverage clients birth control procedures will be done in panel hospitals/family planning centers as required. All NRSP loan clients between 18 and 65 years are eligible for this insurance policy. The premium payable to Adamjee per loan client and his /her spouse for per policy period is Rs. 100/. This premium is embedded in the credit processing fee. The agreement stipulates that the insurance is to be for the maximum of 12 months. Insurance cover starts from the date of the credit cheque.

Key Features of Micro Insurance Product

- Part of regular Micro Finance activities carried out by NRSP therefore has a big reach
- Administration cost factored into the premium
- Wide range coverage of community organization in all programme areas.
- Health education workshops

- Claims processing coordinated by a NRSP facilitator and monitored by Medical officers
- MIS which helps in analyzing the claim data for product and programme innovations;
- Speedy claims settlement (20 to 25 days);
- Regular feedback collected from the NRSP members regarding the product and its significance, during community organization meetings

Main Achievements

Following are the main achievements of the micro insurance programme

- Outreach increased
- Cost negotiated
- Child birth coverage
- Transportation cost reimbursement
- Condition of 24 hr hospitalization has been waived off and day care treatment is also covered
- Inclusion of family Planning services

Table 18: Micro Insurance Progress as of December, 2023

	During the Month	Cumulative
Total # of Person Insured	118,751	5,969,103
Total # of Insurance Cases	156,461	7,707,683
Total # of Beneficiaries	294,560	12,605,824
Men	145,194	6,417,370
Women	149,366	6,188,454
Active Cases		566,198
Active Dependents		480,449
Total Active		1,046,647
Premium Collected (Rs.)	16,581,484	1,110,572,178
Total # of Claims received at HO	487	67,321
Claims Approved	130	54,277
Claims in verification process		8,822
Claims Rejected		4,222
Claims Reimbursed to the Clients	130	54,277
Amount Reimbursed (Rs.)	2,200,421	729,484,187

Percent reimbursed (total amount paid to the clients / total premium amount collected)

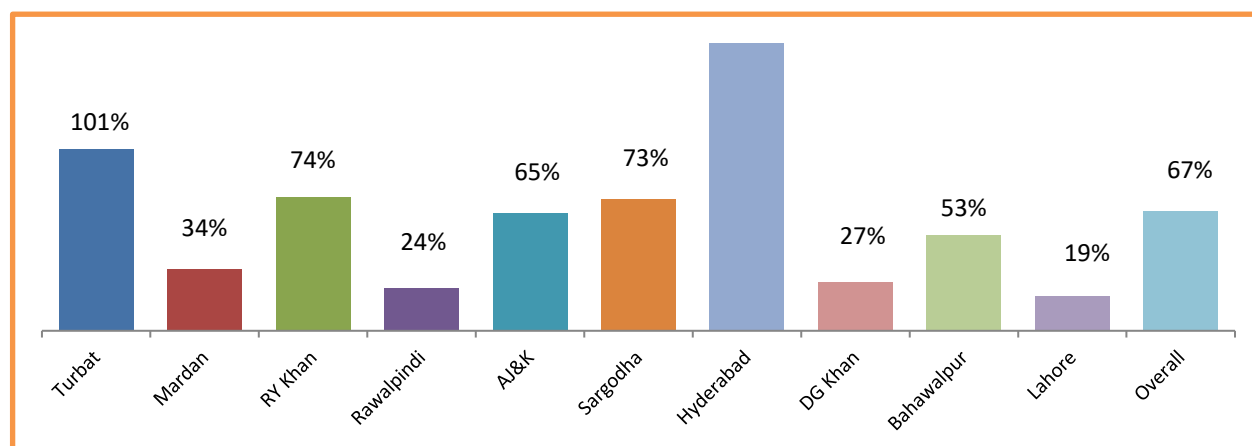


Table 19: Insurance Clients (Dependents Included) as of December, 2023

Region	Insurance Clients(Dependents Included)	
	During the Month	Cumulative
Turbat	-	10,049
Mardan	946	120,116
Rahim Yar Khan	1,428	178,204
Rawalpindi	40,673	1,060,119
AJ&K	8,305	438,747
Sargodha	40,671	1,954,811
Hyderabad	5,492	816,536
DG Khan	14,914	332,481
Bahawalpur	-	953,894
Lahore	6,322	104,146

Grand Total	118,751	5,969,103
-------------	---------	-----------

Table 20: Region wise insurance cases and premium collected as of December, 2023

Region	Insurance Cases		Total Cases	Premium collected	Dependents		Total Beneficiaries
	Male	Female			Male	Female	
Turbat	2,730	4,679	7,409	1,280,100	2,276	389	10,074
Mardan	108,639	23,290	131,929	16,811,698	664	1,062	133,655
Rahim Yar Khan	429,309	40,354	469,663	65,673,576	35,629	248,113	753,405
Rawalpindi	373,433	1,044,509	1,417,942	207,417,496	510,255	91,086	2,019,283
Muzaffarabad	80,430	427,277	507,707	71,409,533	240,272	27,076	775,055
Sargodha	288,470	2,298,558	2,587,028	359,624,207	1,433,527	128,451	4,149,006
Hyderabad	74,623	471,912	546,535	127,642,890	584,933	196,919	1,328,387
DG Khan	540,338	167,812	708,150	90,669,150	97,428	188,247	993,825
Bahawalpur	1,176,121	55,788	1,231,909	155,989,840	370,875	695,939	2,298,723
Lahore	33,301	66,110	99,411	14,053,688	34,117	10,883	144,411
Grand Total	3,107,394	4,600,289	7,707,683	1,110,572,178	3,309,976	1,588,165	12,605,824

During December, 2023

Region	Insurance Cases		Total Cases	Premium collected	Dependents		Total Beneficiaries
	Male	Female			Male	Female	
Turbat	-	-	-	-	-	-	-
Mardan	464	39	503	53,444	32	422	957
Rahim Yar Khan	2,479	485	2,964	314,925	365	1,728	5,057
Rawalpindi	9,947	41,825	51,772	5,458,276	37,219	7,470	96,461
Muzaffarabad	20	11,534	11,554	1,227,613	10,701	62	22,317
Sargodha	926	50,790	51,716	5,494,825	46,438	925	99,079
Hyderabad	303	8,846	9,149	972,082	8,108	256	17,513
DG Khan	18,469	4,644	23,113	2,455,756	4,524	15,206	42,843
Bahawalpur	-	-	-	-	-	-	-
Lahore	1,399	4,291	5,690	604,563	3,800	843	10,333
Grand Total	34,007	122,454	156,461	16,581,484	111,187	26,912	294,560

Table 21: Amount Reimbursed against claims as of December 2023

Region	Claims Detail		Claim Rejected	Claim Paid to clients	Amount Reimbursed
	Claims Processed	Claim Reimbursed			
Turbat	152	100	51	100	1,292,052
Mardan	793	644	148	644	5,750,443
Rahim Yar Khan	3,917	3,490	343	3,490	48,839,211
Rawalpindi	4,505	2,825	92	2,825	47,910,694
Muzaffarabad	4,385	3,523	347	3,523	45,743,342
Sargodha	23,155	18,287	2,312	18,287	258,497,058
Hyderabad	18,578	14,971	738	14,971	211,939,749
DG Khan	2,130	1,749	181	1,749	23,673,357
Bahawalpur	9,424	8,526	3	8,526	83,247,020
Lahore	282	162	7	162	2,591,261
Grand Total	67,321	54,277	4,222	54,277	729,484,187

During December, 2023

Region	Claims Detail		Claim Rejected	Claim Paid to clients	Amount Reimbursed
	Claims Processed	Claim Reimbursed			
Turbat	-	-	-	-	-
Mardan	-	-	-	-	-
Rahim Yar Khan	35	18	-	18	320,000
Rawalpindi	109	24	1	24	432,035
Muzaffarabad	32	43	-	43	680,770
Sargodha	208	2	1	2	30,000
Hyderabad	67	43	-	43	737,616
DG Khan	13	-	1	-	-
Bahawalpur	-	-	-	-	-
Lahore	23	-	1	-	-
Grand Total	487	130	4	130	2,200,421

Urban Poverty Alleviation Project (UPAP)

UPAP began its operations in Sep1996 in the urban and peri-urban areas of Rawalpindi and Islamabad. Since then it has been testing various strategies and adopting the best ones to cope with the field realities. Having successfully established UPAP as a micro credit delivery model, NRSP decided to initiate UPAP operations in some of Pakistan's major cities. The first expansions were in Faisalabad and Karachi in 2002. The programme has since expanded to Multan.

UPAP establishes low cost settlement offices and disburses credit to women using the 'solidarity group' method. Three or more women can form a group. The credit facility can be used for family enterprises. Men can also use the facility but they must be family members whose income comes into the hands of the borrowers. This strategy saved UPAP from any major incidents of fraud or default. Alongside the solidarity group approach UPAP also adopted the individual approach on the pattern of the Orangi Pilot Project to cater to the needs of small-scale entrepreneurs and manufacturers who do not live in areas where there is a UPAP settlement office. For expansion purposes UPAP has found the solidarity group approach more successful.

Women and men living with their families are generally trustworthy. The experience of UPAP reveals people living in its operation areas have both noble and wicked tendencies and either of them is likely to come up depending upon circumstances. It is however noteworthy that only a small minority exists that remained noble or wicked under all circumstances. Thus, UPAP believes any credit disbursement strategy is likely to succeed which ensures effective supervision and pursuance of borrowers. This can be done through regular monitoring and by developing a relationship of respect with the community. The recovery rate of UPAP so far testifies to this belief.

The **Objectives** of UPAP are:

- To improve the quality of life of disadvantaged and low income people
- To develop an indigenous model of poverty alleviation in the urban areas of Pakistan
- To provide the urban poor, focusing on women but not excluding men, with access to credit
- To alleviate poverty of low-income households by organizing women, encouraging them to save and increasing their access to resources through credit
- To create income generating self-employment opportunities for women
- To explore the possibility of establishing a specialized bank based on the experience of the pilot project

CREDIT DISBURSEMENT APPROACHES

Solidarity Group

- Three or more like-minded women with comparable social and economic conditions form a group. Once a group is formed it meets weekly.
- During the meeting each group member saves an amount, through cutting her expenditures, equivalent to the weekly recovery installment of the credit amount that she intends to borrow. After five weeks the weekly saving amount is given to one of the members through a draw. Thereafter this process continues.
- Four weeks after group formation credit is disbursed to one of the women. After the group has ensured that this woman has utilized the credit properly credit is disbursed to another woman. Usually, in each weekly meeting the credit is disbursed to the next member.

Individual: Any micro level manufacturer living only where UPAP's settlement office does not exist can take credit on the personal guarantee of an honest and competent client of UPAP.

UPAP PROGRAMME MONITORING

UPAP has developed an efficient monitoring system. Its MIS developed in Oracle generates number of reports revealing both disbursement and recovery positions on a daily and monthly basis. Monthly staff meetings and daily diary are a regular feature of UPAP's monitoring system. They help bring the staff on the same wavelength regarding programme issues.

Table 22: UPAP Disbursement and Recovery Data Zone wise as of December, 2023

Operational Management Units [Part 1]

	FAISALABAD 1	FAISALABAD 2	FAISALABAD 3	FAISALABAD 4	FAISALABAD 5	FAISALABAD 6	GUJRANWALA	GUJRANWALA 2
Number of Credit Cases	108,779	116,311	116,629	109,726	113,167	113,672	57,396	65,125
Amount Disbursed (Rs.)	2,666,128,000	3,010,326,500	2,968,787,000	2,710,705,000	2,696,436,500	2,843,806,000	1,719,584,000	1,885,191,000
Amount Recovered (Rs.)	2,961,914,674	3,333,294,797	3,301,706,007	3,036,499,001	2,997,004,051	3,178,303,963	1,876,809,890	2,051,224,591
Principal Recovered (Rs.)	93,839,913	117,835,397	121,871,667	74,393,880	96,987,875	99,098,309	106,457,753	108,855,679
Service Charge Recovered (Rs.)	420,325,061	460,910,616	459,421,569	419,557,263	419,532,264	444,868,081	271,754,219	287,356,263
Excess recovered (Rs.)	363,902	329,797	233,066	307,934	344,897	321,018	110,296	168,317
Principal Balance (Rs.)	93,839,913	117,835,397	121,871,667	74,393,880	96,987,875	99,098,309	106,457,753	108,855,679
Current Cases	3,849	4,276	4,756	2,811	3,821	3,876	3,954	4,083
Closed Cases	103,143	110,910	111,620	105,831	108,304	109,183	53,026	60,343
Expired Cases	494	205	268	192	298	299	345	205
Cumulative Recovery Rate	98.59%	99.22%	99.71%	99.16%	99.01%	99.41%	99.25%	99.12%
On time Collection Rate	98.88%	100.00%	99.92%	100.00%	100.00%	98.30%	99.93%	100.00%

Operational Management Units [Part 2]

	GUJRANWALA 3	RAWALPINDI 1	RAWALPINDI 2	RAWALPINDI 3	RAWALPINDI 4	LAHORE WEST	LAHORE 1	LAHORE 2
Number of Credit Cases	47,984	113,551	109,915	82,217	83,943	66,922	62,858	75,756
Amount Disbursed (Rs.)	1,486,779,000	2,728,801,569	2,506,119,500	1,891,210,000	2,024,416,500	1,800,782,000	1,695,305,000	2,125,529,000
Amount Recovered (Rs.)	1,628,888,952	3,007,647,259	2,795,663,525	2,116,142,200	2,249,325,010	1,977,796,400	1,860,438,885	2,342,595,616
Principal Recovered (Rs.)	82,284,094	132,806,808	96,917,980	69,014,565	90,668,203	78,779,651	78,413,986	98,624,279
Service Charge Recovered (Rs.)	227,115,341	411,566,200	386,917,432	295,006,112	316,165,687	271,900,176	267,708,203	323,609,075
Excess recovered (Rs.)	133,760	414,570	352,571	233,691	265,386	250,958	302,567	273,655
Principal Balance (Rs.)	82,284,094	132,806,808	96,917,980	69,014,565	90,668,203	78,779,651	78,413,986	98,624,279
Current Cases	3,137	4,613	3,520	2,370	3,382	2,716	2,764	3,512
Closed Cases	44,648	108,896	106,327	79,768	80,502	62,919	58,552	71,702
Expired Cases	103	4	141	86	163	62	268	133
Cumulative Recovery Rate	99.71%	99.99%	99.91%	99.87%	99.84%	98.99%	98.26%	99.48%
On time Collection Rate	99.95%	100.00%	100.00%	100.00%	99.80%	99.11%	99.84%	98.03%

Operational Management Units [Part 3]

	LAHORE 3	LAHORE 4	LAHORE 5	LAHORE 7	JHANG	JHANG 2	SARGODHA	SIALKOT	SIALKOT 2	MULTAN 1	MULTAN 2
Number of Credit Cases	7,698	14,620	6,498	7,054	81,276	37,970	95,501	43,238	46,959	88,197	79,367
Amount Disbursed (Rs.)	318,161,000	588,557,000	268,023,000	276,063,000	2,248,097,000	1,220,447,000	2,418,485,000	1,195,481,500	1,250,947,000	2,234,260,000	2,061,760,500
Amount Recovered (Rs.)	311,604,198	591,198,211	272,660,262	282,877,038	2,472,671,980	1,338,795,809	2,677,900,833	1,318,901,306	1,377,906,377	2,468,670,877	2,269,303,790
Principal Recovered (Rs.)	48,792,917	76,104,708	30,945,325	29,428,567	116,153,852	66,478,589	108,635,605	62,754,637	65,248,379	103,568,580	99,639,944
Service Charge Recovered (Rs.)	43,680,115	81,718,371	37,945,872	39,264,381	355,954,933	193,143,097	381,314,923	189,894,674	194,986,184	350,158,140	318,480,083
Excess recovered (Rs.)	18,558	34,985	24,016	72,255	243,685	102,522	263,768	156,607	137,683	319,955	147,861
Principal Balance (Rs.)	48,792,917	76,104,708	30,945,325	29,428,567	116,153,852	66,478,589	108,635,605	62,754,637	65,248,379	103,568,580	99,639,944
Current Cases	1,693	2,496	1,081	1,037	4,705	2,672	4,273	2,229	2,373	3,823	3,536
Closed Cases	5,903	11,856	5,258	5,813	75,808	34,906	90,443	40,687	44,333	83,338	74,827
Expired Cases	25	36	9	28	353	375	334	138	107	220	202
Cumulative Recovery Rate	99.33%	99.30%	98.89%	98.57%	99.09%	98.77%	99.24%	99.50%	99.64%	99.30%	99.25%
On time Collection Rate	100.00%	99.71%	98.27%	98.42%	100.00%	99.85%	99.77%	100.00%	100.00%	100.00%	99.92%

Operational Management Units [Part 4]

	MULTAN 3	MULTAN 4	QASOOR	PATTOKI	HAFIZABAD	SHEIKHUPURA	NAROWAL	KARACHI 1	KARACHI 2	Grand Total
Number of Credit Cases	101,167	138,887	7,931	7,405	12,467	15,823	10,233	71,314	75,304	2,392,860
Amount Disbursed (Rs.)	2,761,944,000	3,744,418,000	314,302,000	288,695,000	517,371,000	699,041,000	424,613,000	1,751,319,000	1,867,310,000	63,209,201,569
Amount Recovered (Rs.)	3,046,175,529	4,139,000,116	314,841,955	296,099,236	518,748,877	701,072,093	429,127,093	1,960,701,900	2,081,708,313	69,585,220,614
Principal Recovered (Rs.)	95,373,311	155,813,874	42,639,469	28,625,920	67,561,910	91,588,199	55,884,566	63,671,011	75,234,819	3,030,994,221
Service Charge Recovered (Rs.)	430,194,364	583,226,408	44,093,711	41,738,280	74,496,536	98,205,744	61,046,858	277,324,759	291,234,834	9,771,815,829
Excess recovered (Rs.)	238,619	387,188	23,143	24,515	26,054	32,321	29,219	205,550	251,619	7,146,508
Principal Balance (Rs.)	95,373,311	155,813,874	42,639,469	28,625,920	67,561,910	91,588,199	55,884,566	63,671,011	75,234,819	3,030,994,221
Current Cases	3,613	6,091	1,467	965	2,389	3,235	2,086	2,275	2,594	112,073
Closed Cases	94,977	130,852	6,395	6,103	9,753	12,272	8,109	68,816	72,589	2,258,712
Expired Cases	363	572	16	31	63	90	93	168	69	6,558
Cumulative Recovery Rate	97.93%	98.89%	99.59%	97.61%	98.58%	99.00%	99.47%	99.61%	99.83%	99.19%
On time Collection Rate	100.00%	99.51%	99.71%	99.82%	100.00%	96.10%	99.06%	100.00%	98.47%	99.51%

Human Resource Development

Human Resource Development (HRD) plays a significant role in the development. Acting as a catalyst, it makes on-going and multi-faceted contributions to increase the overall wealth of the nation. We believe that “skill enhancement is one of the major factors in achieving optimal rural development”. The HRD component of the NRSP was established in 1992 to meet the need for capacity building by teaching new skills or by enhancing existing skills and capacities. With the steady growth in its area of operations, in 2000-01, the HRD section was transformed into **the NRSP Institute of Rural Management (NRSP – IRM)**. The Institute meets the training needs of NRSP (staff and community) in particular and the development sector in general. In May 2010, the N-IRM was registered as a separate entity under section 42 of the company’s ordinance. The N-IRM continues to provide training services as per needs of NRSP. Since July 2010, the HRD section at NRSP compiles all training related information and coordinates with N-IRM to plan and conduct training at the central and regional level, as per need.

HRD Objectives are

- To enhance people’s productivity and to consolidate the human capital base to optimize the utilization of labor.
- To upgrade the technical and managerial skills of rural men and women, so as to increase production and minimize losses.
- To improve the utilization of local resources and reduce dependency on external resources
- To build self-confidence.
- To strengthen village based skills to enhance productivity and increase returns.

Training portfolios. In response to the dilemma of human poverty, HRD has been running both staff and community training portfolios.

The following programmes are included in the **Community Training portfolio**:

- Community management training programme.
- Vocational training programme.
- Natural resource management training programme.
- Enterprise development training programme.
- Social sector training programme.

Staff training portfolio ensures capacity building through three programmes: Management development training programme, Micro finance training programme and Intern training programme.

Managerial-training programme ensures the level of management skills required for proper functioning of the community organizations. These programmes are led by professionals who have knowledge of the fields, the community issues, and training along with their respective qualification.

Vocational Training Programme, started in 1997, enhances the technical skills of community members and contributes to self-employment.

Natural Resource Management Training Programme strives for optimal utilization of available resources at the local level and provision of assistance to reduce dependency on external resources. The section provides support to members engaged in agriculture, livestock, poultry, water resource development and management, and forestry and rangeland management. The programme endeavors to develop and strengthen local capabilities for sustainable resource management by preventing losses in natural resources, productivity enhancement and environmental rehabilitation.

Social Sector Training Programme plays a pivotal role by providing training and assistance in health and education. These training programmes are provided in collaboration with governmental and non-governmental institutes and organizations.

Table 23: NRSP Programme Level Summary of Community Training as of December, 23

Programme Activities	Men	Women	Total
Community Management Training Programme (CMTF)	139,796	294,341	434,137
Natural Resource Management Training Programme (NRMTF)	29,803	37,274	67,077
Social Sector Training Programme (SSTF)	217,074	209,542	426,616
Physical Infrastructure and Technology Development (PITD)	17,124	6,081	23,205
Enterprise Development Training Programme (EDTF)	20,872	91,551	112,423
Vocational Training Programme (VTF)	43,772	64,926	108,698
Occupational Training Programme (OTF)	7,300	71,865	79,165
Refresher Courses	25,801	20,299	46,100
Activist Workshops	1,272,822	2,200,092	3,472,914
Subject Specialist Workshops	218,267	154,498	372,765
Exposure Visits	10,095	9,465	19,560
World Bank - JSDF Project	52,330	29,404	81,734
Grand Total	2,055,056	3,189,338	5,244,394

Table 24: NRSP Programme Level Summary of Staff Trainings as of December, 2023

Training Course	Men	Women	Total
A/V Training	14	2	16
Activist Capacity Enhancement Training(ACET)	-	53	53
Activist workshop	76	29	105
Administration & Logistic Management	30	51	81
Adolescent Reproductive Health Video Series	8	11	19
Advance Exposure Visits	25	9	34
Advocacy Meeting With Notable	261	597	858
BISP Staff Training	5,418	1,584	7,002
BMST	-	21	21
Building High Performance Team	13	12	25
Business Management Skill Training -BMST	25	12	37
Calculating Sustainability Indicators Workshop	18	1	19
Capacity Building of NRSP Staff on Plan CCCD Approach & CP	117	46	163
Career Counseling & Job Hunting	18	19	37
Child Friendly School Training	31	2	33
Client Appraisal Techniques	56	14	70
CLTS, Hygiene Promotion for Community Resource Persons	11	9	20
Communication & Presentation Skills	821	416	1,237
community awareness building sessions and seminars on Health, Hygiene, child protection	99	66	165
Community Management Skills Training (CMST)	15	134	149
Computer Training	368	46	414
Computerized Design Of DWSS	12	-	12
Conflict Management	218	105	323
Credit Appraisal& Recovery Techniques	3,020	998	4,018
Design & Organization Of Training -DOT	13	6	19
Developing Core Competencies (Writing & Speaking Skills)	129	21	150
Direct Beneficiary monitoring report	17	30	47
Disaster Management	49	24	73
Disaster Response Management Training	117	16	133
Disaster Risk Management For Flood Affecters	8	3	11
Dissemination Seminar on Reproductive Health Services in Disasters	65	15	80
Driver 1st Aid ,Road Safety & attitudinal Training	72	1	73
Driver 1st Aid ,Road Safety & Attitudinal Training	83	2	85
ECCD-Early Child Care Development	23	19	42
Enterprise Development Training	230	59	289
Executive Diploma in English Language Proficiency	135	26	161
Experience Sharing Workshop-Wash	39	7	46
Exposure Visit	189	195	384
Exposure visit community	20	3	23
External Training	44	22	66
Final assessment	155	19	174
Finance & Accounts	879	42	921
First Aid Training	65	19	84
Film Making	71	4	75
Food and Beverage Training	16	1	17
Fruit Preservation	33	17	50
GEF Programme	446	12	458
Gender & Development	1,012	612	1,624
General Training	2,491	747	3,238
HRD Member Committee Meeting	70	22	92
HRD Sectorial Review and Planning Workshop	40	5	45
Human Resource Management/Administration	47	5	52
Inception Workshop of wash project	185	48	233
INNE Minimum Standard For Education	11	4	15
Inspection Workshop Livelihood Enhancement and Protection (LEP) Project	17	13	30
Institutional Building at the Grassroots	347	153	500
Interior Designing	-	23	23
Leadership Management Development Training-LMDT	253	302	555
livestock workshop	-	40	40
Livestock Management	52	41	93
Loan Portfolio Management	90	8	98
Logical Framework Analysis	9	3	12
LSO/VO Capacity Building Workshop	49	2	51

NRSP - Programme Update

Training Course	Men	Women	Total
Master in Rural Development -MRD	32	-	32
Media Management & Livestock Extension Service (District Livestock Officers)	51	9	60
Micro Insurance Training	35	11	46
MIS VPN Installation training	38	2	40
Monitoring &Evaluation	159	32	191
National Day of Working Women	6	26	32
Nazim Councilors Training	24	12	36
NRM & Environment	73	27	100
NRSP HR-MIS & Personnel Management	19	3	22
Office Management /Equipment Training	289	23	312
Operation & Maintenance -OM	15	-	15
Operational Risk Management	54	6	60
Orientation Training Workshops	6,704	3,348	10,052
Others-1	22,305	13,019	35,324
Packard Advocacy Seminar	82	53	135
Participatory Rural Appraisal PRA	120	18	138
Personal & Professional Development	-	43	43
Planning Workshop(MDP)	69	40	109
Planning Workshop	584	133	717
Post Graduate Diploma in Human Resource Management	7	6	13
Procurement Committee Training	16	12	28
Profile for Achieving Creativity Techniques	35	18	53
Project Appraisal Techniques	16	6	22
Project Cycle Management-PCM	81	12	93
Project Design & staff Monitoring	18	6	24
Project Inception workshop	203	138	341
Project Staff Training (ILM Ideas)	31	18	49
Proposal Writing	59	10	69
Provincial Level Advocacy Meeting	4	10	14
Provincial Levels Workshop-ILM IDEAS	16	7	23
Record Keeping	13	11	24
Refreshers	3,908	2,537	6,445
Risk Management Training	26	1	27
Save the calf for farmer-2	12	-	12
Save the calf for service providers-1	20	-	20
Saving and its Utilization	-	55	55
School Council	1,663	1,501	3,164
Sectoral Training	294	101	395
Seminar Workshop Of GAVI Project	1,283	705	1,988
Sexual Health Issue Training	8	23	31
Social Appraisal Techniques	21	2	23
Social Mobilization Training	1,730	624	2,354
Study Visit	49	8	57
Sustainable Community Management	68	19	87
Tailoring Training (Pro) Occupational	-	16	16
Teacher Training	2,922	4,295	7,217
The Power of ENTREPRENEURSHIP	49	5	54
Time Management	79	14	93
Train The Trainer-TTT	14	8	22
Trained The HRD Focal Persons & Data Punching in MIS Software	28	11	39
Training Need Assessment	146	85	231
Training of account assistants on insurance MIS	58	-	58
Training of camp facilitators and NRSP staff in LSBE	80	77	157
Training of LSBE master Trainer	11	4	15
Training Of MCOs Of ADBP	17	2	19
Training of Trainers on different topics	2,251	1,031	3,282
Training on Community Institutional Development	13	5	18
Training on Knowledge Management	17	6	23
Training on Reporting & Case Study Writing	11	9	20
Training on VDP ,UC Plans and Linkage Development	24	23	47
Training Workshop on disaster risk management (DRM)	5	14	19
Training workshop on linkage development	9	21	30
Training on Health Modules	217	7	224
Workers welfare federation	14	3	17
Workshop on Impact Evaluation	29	17	46
Write shop	220	56	276
Less Than 10 Pax	239	55	294
Total	67,469	35,982	103,451

* Other Organization's training figures are not updated after June 30, 2010

Table 25: Region wise Summary of Community & Staff Training by type as of December, 2023

Programme Activities	MZB	HYD	RWP	TBT	DGK	RYK	MRD	BWP	SRD	MTN	LHR	Other*	H/O	Closed	Total
Managerial Training	28,559	75,835	39,727	43,942	56,103	8,870	17,005	111,069	49,855	-	25	46,240	274	2,733	480,237
Men	13,689	16,697	16,241	20,106	7,060	4,209	8,173	25,237	23,143	-	-	17,450	83	2,209	165,597
Women	14,870	59,138	23,486	23,836	49,043	4,661	8,832	85,832	26,712	-	25	28,790	191	524	314,640
NRM-A Training	4,845	27,218	8,010	3,050	3,539	58	8,076	5,365	5,315	-	-	395	96	1,110	67,077
Men	2,347	8,175	2,735	2,115	2,952	58	3,223	4,218	3,147	-	-	332	64	437	29,803
Women	2,498	19,043	5,275	935	587	-	4,853	1,147	2,168	-	-	63	32	673	37,274
NRM-B Training	19,239	84,046	31,946	31,785	73,655	16,507	24,330	34,269	49,084	46	184	108	319	7,247	372,765
Men	8,769	43,996	19,278	12,755	39,010	11,934	14,454	29,078	34,788	46	184	64	315	3,596	218,267
Women	10,470	40,050	12,668	19,030	34,645	4,573	9,876	5,191	14,296	-	-	44	4	3,651	154,498
NRM Training	24,084	111,264	39,956	34,835	77,194	16,565	32,406	39,634	54,399	46	184	503	415	8,357	439,842
Men	11,116	52,171	22,013	14,870	41,962	11,992	17,677	33,296	37,935	46	184	396	379	4,033	248,070
Women	12,968	59,093	17,943	19,965	35,232	4,573	14,729	6,338	16,464	-	-	107	36	4,324	191,772
Vocational-A Training	8,576	21,657	11,474	7,502	14,406	2,712	6,589	5,718	13,931	-	-	14,182	271	1,680	108,698
Men	4,683	5,677	2,995	2,574	4,570	1,380	3,495	3,313	5,261	-	-	9,405	131	288	43,772
Women	3,893	15,980	8,479	4,928	9,836	1,332	3,094	2,405	8,670	-	-	4,777	140	1,392	64,926
Vocational-B Training	4,277	7,581	24,125	671	15,766	1,704	3,122	2,611	18,825	-	-	15	103	365	79,165
Men	655	1,450	634	332	3,113	346	329	115	206	-	-	11	93	16	7,300
Women	3,622	6,131	23,491	339	12,653	1,358	2,793	2,496	18,619	-	-	4	10	349	71,865
Vocational Training	12,853	29,238	35,599	8,173	30,172	4,416	9,711	8,329	32,756	-	-	14,197	374	2,045	187,863
Men	5,338	7,127	3,629	2,906	7,683	1,726	3,824	3,428	5,467	-	-	9,416	224	304	51,072
Women	7,515	22,111	31,970	5,267	22,489	2,690	5,887	4,901	27,289	-	-	4,781	150	1,741	136,791
SSS Training	54,276	24,746	23,881	17,756	27,632	238,357	3,034	13,140	16,880	-	37	6,738	-	55	426,532
Men	42,234	10,295	11,710	8,595	16,051	114,305	1,606	4,116	5,607	-	-	2,552	-	-	217,071
Women	12,042	14,451	12,171	9,161	11,581	124,052	1,428	9,024	11,273	37	37	4,186	-	55	209,461
Activist Workshop	183,706	935,583	193,027	637,449	265,013	537,777	259,402	171,377	245,025	-	11,412	28,719	264	4,160	3,472,914
Men	90,221	328,058	65,424	160,775	65,077	287,331	149,508	49,955	64,759	-	6,229	1,901	69	3,515	1,272,822
Women	93,485	607,525	127,603	476,674	199,936	250,446	109,894	121,422	180,266	-	5,183	26,818	195	645	2,200,092
Exposure Visits	115	551	144	2,223	6,680	-	620	4,065	3,901	-	18	1,243	-	-	19,560
Men	97	398	94	1,284	2,723	-	602	1,030	2,857	-	-	1,010	-	-	10,095
Women	18	153	50	939	3,957	-	18	3,035	1,044	-	18	233	-	-	9,465
CPI Training	1,587	3,361	1,873	3,877	4,544	-	893	4,444	2,612	-	-	14	-	-	23,205
Men	1,384	2,838	1,538	2,481	3,006	-	732	2,792	2,339	-	-	14	-	-	17,124
Women	203	523	335	1,396	1,538	-	161	1,652	273	-	-	-	-	-	6,081
Disaster Management	50,053	17,049	544	1,985	1,702	35	908	8,164	1,294	-	-	-	-	-	81,734
Men	42,554	6,625	125	1,477	205	-	410	482	452	-	-	-	-	-	52,330
Women	7,499	10,424	419	508	1,497	35	498	7,682	842	-	-	-	-	-	29,404
EDTP	933	42,422	918	10,055	9,314	25	10,805	34,128	3,703	-	-	120	-	-	112,423
Men	477	6,540	239	2,183	4,196	3	4,254	1,789	1,127	-	-	64	-	-	20,872
Women	456	35,882	679	7,872	5,118	22	6,551	32,339	2,576	-	-	56	-	-	91,551
Community Trained	356,166	1,240,049	335,669	760,295	478,354	806,045	334,784	394,350	410,425	46	11,676	97,774	1,327	17,350	5,244,310
Men	207,110	430,749	121,013	214,677	147,963	419,566	186,786	122,125	143,686	46	6,413	44,103	755	10,061	2,055,053
Women	149,056	809,300	214,656	545,618	330,391	386,479	147,998	272,225	266,739	-	5,263	53,671	572	7,289	3,189,257
Staff Trained	3,994	9,205	14,922	3,237	2,672	6,382	2,987	7,351	11,580	123	1,369	22,910	16,113	606	103,451
Men	3,394	6,395	10,124	2,158	1,397	2,178	2,449	2,605	8,663	68	1,255	14,564	11,726	493	67,469
Women	600	2,810	4,798	1,079	1,275	4,204	538	4,746	2,917	55	114	8,346	4,387	113	35,982

Number of person trained by N-IRM for other organization after June 2010 are not being reported

Physical Infrastructure and Technology Development (PITD)

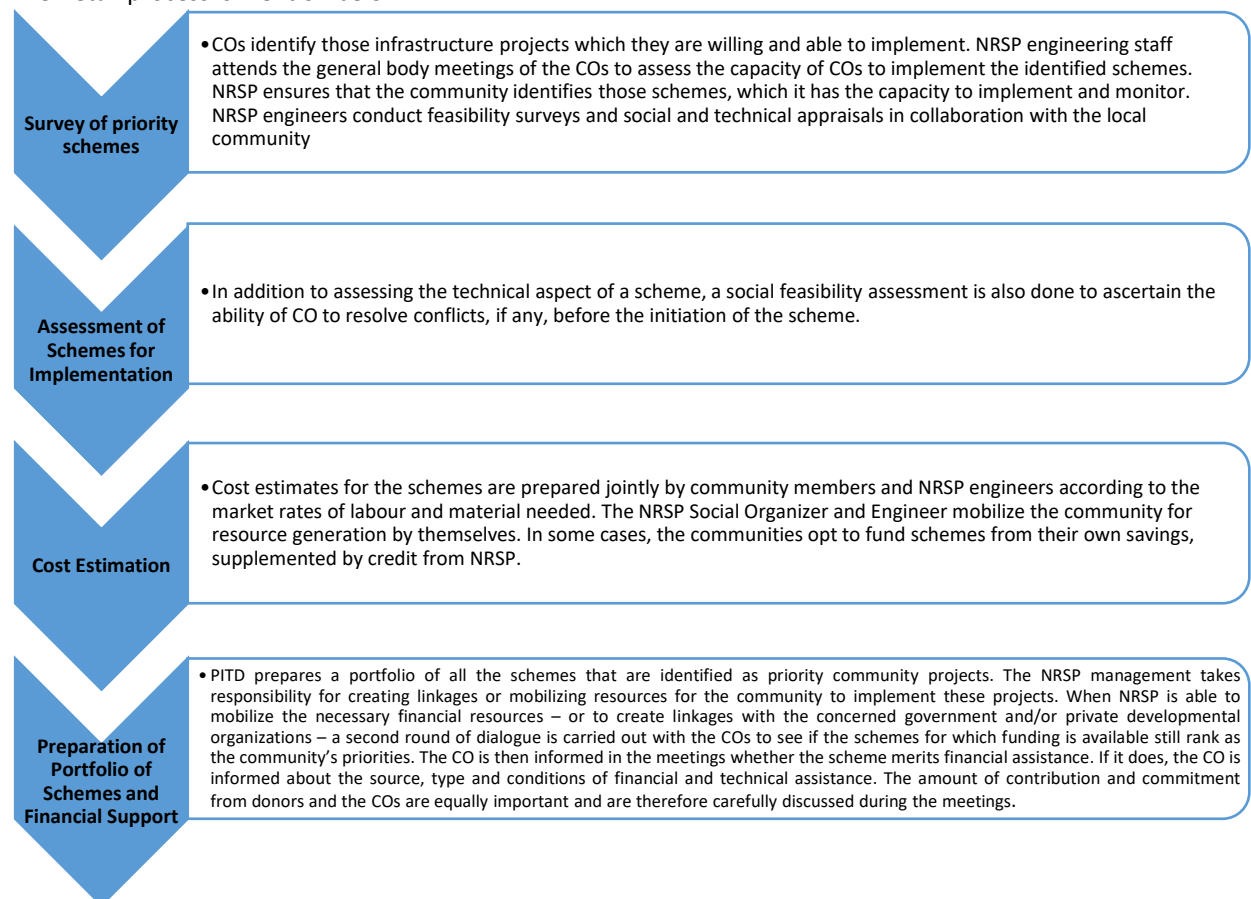
NRSP's Physical Infrastructure and Technology Development (PITD) section became operational by the end of 1993. Its purpose is to offer guidance to the COs in technical and construction related initiatives. NRSP acts as an intermediary and facilitates linkages of the COs with donor agencies, including Government Departments, involved in the provision of infrastructure services in rural areas.

The **Objectives** of this section are to:

- Involve local community members in the identification, planning, execution and monitoring of physical infrastructure schemes.
- Enhance capacity of local community.
- Make efficient and productive use of local resources.
- Demonstrate the acquired skills and capacities of the community to other agencies.
- Create a sense of ownership and responsibility.
- Facilitate the process of community needs assessment and prioritization.
- Develop a transparent system during the execution of infrastructure schemes.
- Create effective linkages between communities and other agencies.
- Introduce low cost technologies.

PITD Procedures

The Detail process is mention below



National Programme for Improvement of Watercourses in Pakistan: The Punjab Component

In July 2004, the Government of Pakistan launched 5-year “National Programme for improvement of water courses in Pakistan”, allocating more than Rs.66 billion to line 86,003 watercourses. Of these 86,003 watercourses, 30,000 are located in Punjab. To achieve this, the Government of Punjab, through its Agriculture Department, engaged PRSP and NRSP to line 2,000 watercourses (bricks and cement). This includes operational costs @9.63% of the grant from the Government of Punjab in 28 Districts (19 PRSP

Districts and 9 NRSP Districts). Of these 2,000 watercourses, a minimum of 1,600 were to be lined in canal-irrigated areas and a maximum 400 in rain-fed areas of these Districts. Based on the number of unlined watercourses located in the operating Districts of PRSP and NRSP, it was agreed that in canal-irrigated areas, PRSP would undertake to line 916 (57%) of the watercourses and NRSP would be responsible for 684 (43%). In the rain-fed areas, both will make efforts to meet the target. Later it was also agreed among Government of Punjab Department of Agriculture, PRSP and NRSP that: a) PRSP and NRSP would line another 1,000 watercourses in the remaining Districts (300 in 3 PRSP Districts and 700 in 4 NRSP Districts) and b) the Department of Agriculture will provide funds to PRSP/NRSP for undertaking more than these Projects. The work of lining watercourses started in Sep2004.

Table 26: National Programme for Improvement of Watercourses in Canal & Barani Areas

NPIW (Canal & Barani Areas)		NPIW (Canal Area)	NPIW (Barani Area)	Total
Year (Sep, 2004 To Sep, 2005)	Target	176	140	316
	Achievement (FCR Verified by NESPAK)	63	84	147
Year (Sep, 2005 To Sep, 2006)	Target	137	148	285
	Achievement (FCR Verified by NESPAK)	169	151	320
Year (Sep, 2006 To Sep, 2007)	Target	51	151	202
	Achievement (FCR Verified by NESPAK)	33	151	184

Table 27: Status of National Programme for Improvement of Watercourses in Canal & Barani Areas

Target from Sep, 2007 To Sep, 2008	Total Canal Area
Number of water courses identified based on verbal agreement with willing users/ owners	265
Number of WUAs registered	191
Number of estimate submitted	14
Number of water courses initiated	14
Number of water courses completed by NRSP	14
Number of water courses Verified by NESPAK	13

Table 28: CPI's Progress Region wise by Direct Input as of December, 2023

Region	No. of CPIs Initiated	BHHs	Disbursement (Rs.)	Donor Share (Rs.)	CO Share (Rs.)	Total Cost (Rs.)	No. of CPIs Completed
Rawalpindi	2,810	251,245	1,002,317,855	1,013,216,508	282,720,499	1,295,937,007	2,810
Sargodha	2,320	135,721	618,187,800	636,705,332	175,149,474	811,854,806	2,320
Lahore	56	34,234	26,227,469	26,884,357	-	26,884,357	56
Mardan	832	124,990	848,199,612	879,344,263	120,800,711	1,000,144,974	832
AJ&K	1,289	75,743	412,276,684	417,679,475	58,825,553	476,505,028	1,289
Bahawalpur	1,790	127,904	709,620,193	743,083,881	162,199,889	905,283,770	1,790
D.G.Khan	1,114	124,423	520,839,053	572,897,629	41,727,218	614,624,847	1,083
Hyderabad	7,238	447,254	2,411,021,148	2,461,135,560	173,107,493	2,634,243,053	7,238
Rahim Yar Khan	2,712	93,111	254,266,278	268,273,784	51,081,340	319,355,124	2,712
Turbat	2,750	152,928	1,631,307,544	1,647,903,287	126,490,733	1,774,394,020	2,750
Total	22,911	1,567,553	8,434,263,636	8,667,124,076	1,192,102,910	9,859,226,986	22,880

Region wise PITD schemes during December, 2023

Region	No. of CPIs Initiated	BHHs	Disbursement (Rs.)	Donor Share (Rs.)	CO Share (Rs.)	Total Cost (Rs.)	No. of CPIs Completed
Rawalpindi	-	-	-	-	-	-	-
Sargodha	-	-	-	-	-	-	-
Lahore	-	-	-	-	-	-	-
Mardan	-	-	-	-	-	-	-
AJ&K	-	-	-	-	-	-	-
Bahawalpur	-	-	-	-	-	-	-
D.G.Khan	-	33,600	56,265,988	76,712	-	76,712	40
Hyderabad	-	-	-	-	-	-	-
Rahim Yar Khan	-	-	-	-	-	-	-
Turbat	-	-	-	-	-	-	-
Total	-	33,600	56,265,988	76,712	-	76,712	40

Table 29: Physical Infrastructure Schemes Progress as of December, 2023 (Since inception)

	Direct Input (By PPAF)						Direct Input (Other than PPAF)*						Total (Direct Input)					
	No of Schemes	House Holds	Disbursement to CO	Funding Agencies Share	CO Contribution	Total Cost	No of Schemes	House Holds	Disbursement to CO	Approved Contribution	CO Contribution	Total Cost	No of Schemes	House Holds	Disbursement to CO	Approved Contribution	CO Contribution	Total Cost
SCHEMES INITIATED																		
Drinking Water Supply	2,777	122,322	799,349,277	812,969,007	135,199,067	948,168,074	4,432	185,818	822,618,197	834,495,022	61,248,674	895,743,696	7,209	308,140	1,621,967,474	1,647,464,029	196,447,741	1,843,911,770
Agriculture	2,470	77,584	950,399,589	963,748,904	305,028,790	1,268,777,694	2,276	64,527	665,788,926	695,246,259	164,636,458	859,882,717	4,746	142,111	1,616,188,515	1,658,995,163	469,665,248	2,128,660,411
Communication	1,481	97,438	699,503,507	712,223,271	125,534,867	837,758,138	1,848	152,494	519,943,860	520,296,602	41,457,535	561,754,137	3,329	249,932	1,219,447,367	1,232,519,873	166,992,402	1,399,512,275
Sewerage and Drainage	1,143	90,362	1,037,833,890	1,056,675,840	178,325,145	1,235,000,985	2,372	259,071	1,015,324,838	1,037,406,596	103,912,837	1,141,319,433	3,515	349,433	2,053,158,728	2,094,082,436	282,237,982	2,376,320,418
Others	600	94,528	444,741,417	462,818,995	34,037,382	496,856,377	3,512	423,409	1,478,760,135	1,571,243,580	42,722,155	1,613,965,735	4,112	517,937	1,923,501,552	2,034,062,575	76,759,537	2,110,822,112
TOTAL	8,471	482,234	3,931,827,680	4,008,436,017	778,125,251	4,786,561,268	14,440	1,085,319	4,502,435,956	4,658,688,059	413,977,659	5,072,665,718	22,911	1,567,553	8,434,263,636	8,667,124,076	1,192,102,910	9,859,226,986
SCHEMES COMPLETED																		
Drinking Water Supply	2,777	122,322	799,349,277	812,969,007	135,199,067	948,168,074	4,432	185,818	822,618,197	810,714,513	59,994,315	870,708,828	7,209	308,140	1,621,967,474	1,623,683,520	195,193,382	1,818,876,902
Agriculture	2,470	77,584	950,399,589	963,748,904	305,028,790	1,268,777,694	2,276	64,527	665,788,926	689,808,693	164,337,221	854,145,914	4,746	142,111	1,616,188,515	1,653,557,597	469,366,011	2,122,923,608
Communication	1,481	97,438	699,503,507	712,223,271	125,534,867	837,758,138	1,848	152,494	519,943,860	519,793,040	41,242,771	561,035,811	3,329	249,932	1,219,447,367	1,232,016,311	166,777,638	1,398,793,949
Sewerage and Drainage	1,143	90,362	1,037,833,890	1,056,675,840	178,325,145	1,235,000,985	2,372	259,071	1,015,324,838	1,034,517,095	105,592,716	1,140,109,811	3,515	349,433	2,053,158,728	2,091,192,935	283,917,861	2,375,110,796
Others	600	94,528	444,741,417	462,818,995	34,037,382	496,856,377	3,481	413,359	1,453,543,905	1,508,515,214	53,013,585	1,561,528,799	4,081	507,887	1,898,285,322	1,971,334,209	87,050,967	2,058,385,176
TOTAL	8,471	482,234	3,931,827,680	4,008,436,017	778,125,251	4,786,561,268	14,409	1,075,269	4,477,219,726	4,563,348,555	424,180,608	4,987,529,163	22,880	1,557,503	8,409,047,406	8,571,784,572	1,202,305,859	9,774,090,431
G. Total (Direct input + Linkages + Credit)																		
	By Linkages						By Credit						G. Total (Direct input + Linkages + Credit)					
	No of Schemes	House Holds	Disbursement to CO	Funding Agencies Share	CO Contribution	Total Cost	No of Schemes	House Holds	Disbursement to CO	Approved Contribution	CO Contribution	Total Cost	No of Schemes	House Holds	Disbursement to CO	Approved Contribution	CO Contribution	Total Cost
SCHEMES INITIATED																		
Drinking Water Supply	1,009	38,102	336,326,103	531,967,430	75,156,337	607,123,767	42	630	-	-	370,000	370,000	8,260	346,872	1,958,293,577	2,179,431,459	271,974,078	2,451,405,537
Agriculture	1,636	30,149	848,181,913	920,769,247	185,352,775	1,106,122,022	6,370	6,634	-	-	136,377,516	136,377,516	12,752	178,894	2,464,370,428	2,579,764,410	791,395,539	3,371,159,949
Communication	868	55,138	425,927,784	882,269,035	37,482,629	919,751,664	6	537	-	-	560,000	560,000	4,203	305,607	1,645,375,151	2,114,788,908	205,035,031	2,319,823,939
Sewerage and Drainage	1,882	39,913	1,546,635,355	1,679,370,787	138,609,670	1,817,980,457	2	2	-	-	40,000	40,000	5,399	389,348	3,599,794,083	3,773,453,223	420,887,652	4,194,340,875
Others	7,365	269,966	1,531,224,287	1,629,484,762	327,378,387	1,956,863,149	43	44	-	-	980,000	980,000	11,520	787,947	3,454,725,839	3,663,547,337	405,117,924	4,068,665,261
TOTAL	12,760	433,268	4,688,295,442	5,643,861,261	763,979,798	6,407,841,059	6,463	7,847	-	-	138,327,516	138,327,516	42,134	2,008,668	13,122,559,078	14,310,985,337	2,094,410,224	16,405,395,561
SCHEMES COMPLETED																		
Drinking Water Supply	785	27,776	162,977,534	174,018,773	35,759,715	209,778,488	42	630	-	-	370,000	370,000	8,036	336,546	1,784,945,008	1,797,702,293	231,323,097	2,029,025,390
Agriculture	1,526	26,759	793,949,528	849,231,150	170,511,770	1,019,742,920	6,370	6,634	-	-	136,377,516	136,377,516	12,642	175,504	2,410,138,043	2,502,788,747	776,255,297	3,279,044,044
Communication	493	18,092	315,036,539	329,304,589	31,086,457	360,391,046	6	537	-	-	560,000	560,000	3,828	268,561	1,534,483,906	1,561,320,900	198,424,095	1,759,744,995
Sewerage and Drainage	1,734	35,450	1,290,612,182	1,359,917,164	118,067,084	1,477,984,248	2	2	-	-	40,000	40,000	5,251	384,885	3,343,770,910	3,451,110,099	402,024,945	3,853,135,044
Others	7,250	261,127	1,402,761,012	1,438,047,064	303,034,299	1,741,081,363	43	44	-	-	980,000	980,000	11,374	769,058	3,301,046,334	3,409,381,273	391,065,266	3,800,446,539
TOTAL	11,788	369,204	3,965,336,795	4,150,518,740	658,459,325	4,808,978,065	6,463	7,847	-	-	138,327,516	138,327,516	41,131	1,934,554	12,374,384,201	12,722,303,312	1,999,092,700	14,721,396,012

Table 30: Status of Disaster Response CPI's as of December, 2023

Particular	Project Implemented Area	Hand Pumps Installed			Housing Units / Shelters Constructed			Toilets Constructed		
		In-progress	Completed	Total Approved Cost (Rs.)	In-progress	Completed	Total Approved Cost (Rs.)	In-progress	Completed	Total Approved Cost (Rs.)
Rotary International Club	Charsada	-	-	-	-	70	7,000,000	-	-	-
Bahbood Association	Charsada	-	-	-	-	40	4,000,000	-	-	-
KOMAK-DFID	Shaheed Benazir Abad, Thatta, D.G.Khan, Rajan Pur, Mianwali, Khushab, Bhakkarand R.Y.Khan	-	561	5,600,000	-	256	15,220,480	-	2,135	19,600,000
Bahaal-USAID	Thatta, Mianwali, Rajan Pur and D.G.Khan	-	472	3,392,351	-	2,507	100,296,000	-	-	-
DIAKONIE	Charsada	-	-	-	-	-	-	-	100	2,800,000
Express Helpline Trust	Charsada, Thatta, D.G.Khan and Rajan Pur	-	-	-	-	250	25,000,000	-	-	-
ICMC	Rajan Pur	-	156	3,305,556	-	250	23,834,500	-	250	7,291,000
UNHCR	Thatta	-	-	-	-	1,000	149,799,485	-	-	-
Plan International	Thatta	-	-	-	-	-	-	-	216	1,425,262
Plan International	Hyderabad	-	-	-	-	-	-	-	128	968,066
Plan International	Rawalpindi	-	-	-	-	-	-	-	85	682,471
PPAF R&R AJ&K		-	-	-	-	38,328	5,048,725,000	-	-	-
Mercy Relief	Thatta	-	-	-	-	48	8,879,432	-	-	-
NRSP	D.G.Khan, Rajan Pur, Bhakkar and Mianwali	-	-	-	-	15	1,202,074	-	-	-
UNICEF WASH Facilities	Jacobabad and Shikar Pur	-	-	-	-	-	-	-	2,500	16,750,000
Islamic Charity	Charsada	-	-	-	-	43	6,000,000	-	-	-
PPAF Relief	Awaran	-	-	-	-	6,000	192,000,000	-	6,000	39,000,000
AIMDA	Awaran	-	-	-	-	13	416,000	-	-	-
Rotary International Club	Awaran	-	-	-	-	30	970,890	-	-	-
UNICEF WASH	Lasbela	-	-	-	-	-	-	-	51	918,000
SPPAP I	Bhawalnagar, Bhawalpur, Rajan Pur & Muzaffar Garrh	-	-	-	-	1,557	814,018,243	-	-	-
SPPAP II	Bhawalnagar, Bhawalpur, Rajan Pur, Muzaffar Garrh, Dera Ghazi Khan & Rahim Yar Khan, Khushab, Mianwali, Bhakkar & Layyah	-	-	-	147	4,634	3,153,068,510	-	-	-
SFERHP	T M Khan, Tando Allay Yar, Matiari, Mirpur Khas, Sujawal, Badin and Sanghar	-	-	-	21,073	-	6,321,900,000	-	-	-
Shell Pakistan (Building back Better) Flood 2022	Rajan Pur	-	-	-	-	40	11,032,600	-	-	-
PPAF Funded Shelters (Flood 2022)	Dera Ghazi Khan	-	-	-	-	10	3,254,340	-	-	-
Water Aid Project	Badin & Thatta	-	-	-	-	-	-	-	1,560	18,720,000
Grand Total		-	1,189	12,297,907	21,220	55,091	15,886,617,554	-	13,025	108,154,799

Social and Human Protection

NRSP aims to reach and serve the poorest and most vulnerable community members and to bring them into the mainstream of Rural Support Programme development. NRSP is committed to advocacy and action focused on the right to social protection, based on the assumption that the destitute and the vulnerable have the right to have their basic needs met; to be protected from hazardous working conditions, the right to a good education, the right to earn a decent living, the right to decent shelter and the right to protection from physical and economic exploitation and violence. If those needing social protection are children, they have the right to develop to their fullest potential, in preparation for lifelong well-being. These assumptions are in line with NRSP's mandate, as articulated in the *Articles of Association*.

Social protection consists of policies, programmes and advocacy for the poorest and most vulnerable members of society; *i.e.* those requiring protection because they are unable to speak or act on their own behalf and those least likely to recover from social and economic shocks'. Loss of the major breadwinner, loss of a parent, single parent households, women headed households, a natural disaster and or the loss of livelihoods due to climatic and ecological factors and absence of any assistance, big family size slums dwellers, nomads, migrants (internal and external). These are the factors which result in the form of illiteracy, ignorance, drug addiction, wide scale unemployment and violation of human rights. Vulnerability affects everyone but is greater for the poor who face large risks from shocks to their income-earning capacity due to natural and man-made disasters, crime and violence, unemployment, old age, exclusion and discrimination, gender inequality. Poverty cannot be described it can only be felt. One knows more about poverty when he is hungry and cannot purchase food, he and his children want new clothes but they can't purchase it because of low income, he's sick and doesn't have money to have medicine, he wants to send his children to school but can't bear educational expenditures.

Although social protection is congruent with NRSP's mandate, it can be distinguished from a 'development' programme insofar as it (a) identifies and reaches only the poorest and most vulnerable and (b) does not require a financial contribution from the participant. This lack of requirement for a financial contribution does not preclude other kinds of contribution, such as, for example, voluntary contributions of time and knowledge. Nor does it preclude contributions sometime after the recipient has been involved in a programme and is deemed to be able to contribute.

Ideally, social protection in the context of development (as distinct from disaster or conflict situations) should enable some people (whether direct beneficiaries of a social protection programme or their family members) to eventually enter NRSP's mainstream poverty reduction and development programme.

In defining eligibility for social protection at NRSP, the first principle is that of 'no exclusion'. The only exception would be anyone engaged in practices that harm others. Indicators related to income and capacities in relation to economic will need to be developed. Social protection needs to encompass a spectrum of possible interventions. The most vulnerable families typically have material, nutritional and social needs. Many have been stigmatized because of their poverty and dependence. Many require systematic and fairly intensive guidance and support, if they are to become independent and to re-enter the socio-economic mainstream. NRSP's social mobilization principle and practices provide the best possible means of implementing a successful social protection programme.

Social protection needs are specific to stage in the life cycle. The needs of children are different from those of competent adults, and different again from those of the elderly who find themselves without caregivers. It will be necessary to ensure that **dependence** on safety nets is not permanent, for those able to 'graduate' from NRSP's social protection programmes. For those who are able to graduate, benchmarks for the various 'stages' of participation (full support, economic interventions, training programmes, degrees of independence, *etc.*) will have to be established.

It is assumed that everyone in an extremely poor and vulnerable household will need some help. The family, then, should be treated as a unit, and the specific needs of its members be addressed.

Implementing the Access to Energy-Phase II

Duration	Aug2021 to Feb 2023
Location/ Districts	Muzaffargarh prove
Primary Beneficiaries	Poor households
Total Budget	PKR: 20,336,915
Funding Agency	
Implementation Agency	National Rural Support Programme

Table 31: Access to Energy Phase-II as of December-23

Activities	Total Targets (August 2021 to Feb - 2024)	Targets (As of Dec, 2023)	Achievements (As of Dec, 2023)	% Achievements (Overall)
Staff Orientation Workshop	1	1	1	100%
Intervention - Solar Community Fishponds and Management	2	-	-	0%
Intervention - Solar Milk Value Chain	1	1	1	100%
Intervention - Green Agriculture and Livestock Development (Tube well)	2	2	2	100%
Formation of Village Organization and regular meetings	18	18	18	100%
Green Eco-friendly Economic Development Plan	1	1	1	100%
Formation of Committees (Fishpond, Milk value chain, and Tube well (Agriculture & Livestock)	3	3	3	100%
Community Education on Promotion of renewable energy, energy conservation, energy efficient practices and Promotion of affordable quality energy products and linking with financing options.	10	10	10	100%
MOU with Village Organization and Committees	3	3	3	100%
Financial Management (financial literacy, opening of bank account, record keeping)	1	1	1	100%
Linkages with Line agencies /departments	-	-	-	#DIV/0!
Training on Value addition and Marketing	1	-	-	0%
Support in setting up community fund	-	-	-	#DIV/0!
Energy Efficient Green Cooking Stove	1	-	-	0%
Community Education and Awareness (COVID19, Health, Green Energy, Social Protection, Civic Rights and responsibilities, traffic laws and safe driving)	12	12	12	100%
Brochure on Solar Milk Value Chain	1	1	1	100%
Brochure on Green Agriculture and Livestock Development	1	1	1	100%
Monitoring and Field Support Visits (Head Office)	3	3	3	100%
New Phase				
A2E Interventions				
Maintenance support of interventions	6	3	3	50%
Strengthening Village Development Organization around project interventions.(Meetings)	12	5	5	42%
Develop business plans for environment friendly community enterprises (milk value chain, and agriculture and livestock through tube well).	6	3	3	50%
Promotion of renewable energy, energy conservation, energy efficient practices and Promotion of affordable quality energy products and linking with financing options.(workshops)	10	5	5	50%
Training of community entrepreneurs on all project interventions.	2	-	-	0%
Monitoring of results and reporting	3	1	1	33%
Procurement of agriculture residue (1.6 ton) for Cargel Farmers				
Procurement of residue(1.6 ton)	2	2	2	100%
Transportation	2	2	2	100%
Logistics Cost				
Agriculture waste collection	12	5	5	42%
Packing Material	49	20	20	41%
Biochar Production Cost				
Heating Fuel (LPG)	21	10	10	48%
Maintenance biochar machine, electrical system etc..	12	5	5	42%
Maintenance of Generator	12	5	5	42%
Monitoring and Supervision Visits	3	1	1	33%
Develop an exit plan.	1	-	-	0%

BEP (Body, Energy & Protein) Pakistan Rural Market Test

Duration	January 1, 2022 to December 31, 2023
Location/ Districts	Bahawalpur
Primary Beneficiaries	Poor households
Total Budget	-
Funding Agency	
Implementation Agency	National Rural Support Programme

Table 37: BEP (Body, Energy & Protein) as of December-23

Activities	Total Target	Target As of Dec, 2023	Achivement as of Dec, 2023	%Achievement (As of Dec, 2023)
Training for Street Theatre and required material for theatre	1	1	-	0%
Organize Street theatres in Villages	100	85	-	0%
SMS Campaign	16	14	-	0%
Training of CRPs on technical aspects of nutrition, awareness on nutrition and marketing of nutrition products (2 Days) - RSPN	1	1	1	100%
Selection and finalization of CRPs	100	100	100	100%
Purocurment of MUAC tape and other necessary items for CRPs	400	400	120	30%
Monthly Meeting of CRPs	2,200	1,717	245	14%
Procurement of BEP Products for CRPs	450,000	393,750	338,565	86%
Sale of BEP Products to pregnant/lactating women	450,000	365,625	330,863	90%

Social Sector Services

NRSP's core activities revolve around its philosophy of harnessing peoples' potential, in that, NRSP organizes the communities to plan and implement various activities according to their priorities and willingness. NRSP experience has shown that at the household level people prioritize income generating activities (agriculture, livestock, small businesses etc) while at the village level, they prioritize drinking water, health and education related activities as their needs. In Pakistan provincial governments and projects have established a large network of health and education facilities. However due to various reasons of which, lack of appropriate accountability mechanism is a major reason, these facilities are not able to deliver quality services to the target population. A lot of work is also needed on changing the behavior of communities which affect their health and education status as well inability to properly access the available resources at these facilities. Recognizing the fact that government has provided a huge infrastructure for health and education, NRSP attempts to build the capacity of communities through the network of Community Organizations (COs) so that they are able to access services that are, or can be provided by the facilities established by the government. Along with this bottom up approach of increasing community participation through capacity building and forging linkages, NRSP also implements small pilot projects where it takes over health and education facilities and manages them for a specific period to demonstrate how such facilities can be made effective through better management practices and community participation.

NRSP's participation in social sector projects is guided by the principles of community participation, sustainability and effectiveness. Over the last many years, NRSP has learned that effective community participation requires organizing people at mohalla level, village level and union council level. A three tiered organization structure comprising the mohalla level COs clustered into Village Organizations (VOs) and then federated at the Union Council as the Local Support Organization (LSO) enable the people to pool resources according to the size of activities in which they participate. NRSP encourages the formation of COs, VOs and LSOs and builds the capacity of LSOs to supervise and manage COs and VOs through community volunteers called the Community Resource Persons (CRPs) or Community Extension Workers.

In summary NRSP's social sector services division focus on the following:

- Forging linkages between organized communities and Government/ Non-Government Service Providers;
- Ensuring community participation in various projects through COs, VOs and LSOs;
- Increasing community awareness of key issues through a cadre of CRPs, Community Workers etc
- Facilitating the government in implementing its social sector programs;
- Managing and running health and education outlets as pilots for designing and implementing more efficient systems for the delivery of services;
- Increasing access to basic education and basic health facilities in remote and hard to reach areas through community owned set up; and
- Capacity building of local institutions and community organization in the field of primary health and education

Here is a brief description of various interventions which NRSP has carried out or still implementing through project and programme. If anybody is interested in knowing further details then they should refer to the sector.

Education

Adult Literacy Programme

The goal of the programme is to motivate and support people so that they are able to read and write and can perform better in their daily lives. People who are willing to learn are identified by NRSP through community organizations. Eligibility for intending learners should be as young as ten years of age and there is no upper age limit. Learners attend the two hour session for three months, after which they are able to read a newspaper and write a letter. Learners are also able to understand and practice basic mathematical functions. Initially NCHD and later Pakistan Education Research and Development (PERD) provided technical input. NRSP also managed this programme from its own resources while in some cases donors also supported the programme e.g. ILO in Mardan and Attock and JDW Sugar Mills in Rahim Yar Khan.

As a step toward making literacy programmes more purposeful and valuable, NRSP initiated an innovative 'literacy training programme' model with its own resources. This project was called PALLS (Programme on Adult Literacy and Life Skills). It was pilot tested in one Union Council (Litten) in the Bhakkar District. PALLS used a combination of relevant curriculum based on the National Literacy Curriculum, systematic teaching methods, creative use of teaching/learning materials, and mobilization of community resources. This programme was later extended to UC Qamar Mashani in Mianwali district as well.

Here is a statistical summary of the programme carried out under adult literacy programme.

Table 39: Adult Literacy Movement Programme

District	No. of Groups in functional Literacy programmes	No. of Graduates		
		Men	Women	Total
RY Khan	226	981	3,913	4,894
Mardan	119	36	3,090	3,126
Malakand	104	10	2,427	2,437
Swat	105	156	2,293	2,449
Swabi	102	-	2,559	2,559
Attock	71	22	1,842	1,864
Bahawalpur	135	602	2,544	3,146
Turbat (Kech)	172*	275	1,858	2,133
Gwadar	20	80	350	430
Hyderabad	20	25	490	515
Mirpurkhas	40	482	321	803
Rajan Pur	50	-	1,261	1,261
Mianwali / Bhakkar (PALLS)	183	1,289	2,898	4,187
Total	1,347	3,958	25,846	29,804

In future NRSP will continue to engage communities for literacy skills especially for women where needed. Currently NRSP has initiated adult literacy programme with support of EU under BRACE project where literacy department protocols are being followed for engaging learners in Turbat region. Here is update from it.

Activity	BRACE				SUCCESS			
	Target	Achievement	Women	Men	Target	Achievement	Women	Men
Teachers trained on Adult Literacy and Numeracy Skills	83	88	83	5	484	484	484	0
Ongoing literacy and numeracy skills participants					12,100		12,100	0
Literacy and numeracy skills training participants	2,280	2,280	2,280	0				

Community Schools

NRSP works with the COs to establish community schools. In many rural and in few peri-urban communities, community schools are the only primary schools available to children. Government schools are either too far or do not offer quality education. Community schools offer affordable education to children of poor families who cannot afford the fees of private schools. Community members form a Village education Committee (VEC) which supports the school's activities. VEC members are mostly parents of the students, and teachers

or administrators. The VEC administers the school, determines the students' fees and generates the necessary economic resources. VEC members also set the salary of school teacher and arrange parent-teacher meetings. In many communities, community schools have only one room and one teacher. The teacher must be a local person with a reasonable education. The school generally has more than one class managed by single teacher. NRSP has established linkages with the Government and with donor agencies for these schools. The donors included *Learning for Life (LFL UK, Action Aid, PRSP, PPAF and BEF)*. NRSP has however stopped further support of community schools across programme area and handed over these schools to VEC for sustaining these on their own or closing these and getting children enrolled in other schools in the vicinity.

NRSP established 557 community schools earlier which have been either taken over by government or they were replaced by fully functional government or private facility nearby. Number of these schools is also managed by private entrepreneurs as well.

Support to Government Schools: The Government of Pakistan at Provincial level and the Government of AJK have engaged NRSP to take leading role in reviving the community participation in their school systems under various projects. Few of these projects are mentioned below.

ILMPOSSIBLE- Take a Child to School (TACS) Project (January 2015-June, 2021)

NRSP has signed multiple agreements with The British Council to support and implement Take a child to schools Project in multiple districts across Pakistan. Initially Project was launched in selected UCs of Bahawalpur and Bahawalnagar. Currently, we are in partnership in the districts of Bahawalpur, Rajanpur, Vehari, Lodhran, Bahawalnagar and DG Khan.

Under this Project, Community volunteers are engaged and trained for enrolling out of school children into schools and monitoring their retention. Project aims to enroll children aged 5 to 11 years in government primary schools and ensure that each child completes the primary school cycle. The project has 5 main components that the new partners implements and support:

- Identification and training of Volunteer force (young people aged 18 to 32 years)
- Utilizing the trained volunteers to run enrolment and retention campaigns
- Activation and Mobilization of Mohalla Committees to support enrolment and retention
- Implementation of a Sports Training and Life Skill Education component titled 'DOSTI' in selected schools.
- Managing and maintaining an online data base to track enrolments and retention for each child.

Table 40: ILMPOSSIBLE- Take a Child to School (TACs)

Sr#	Description of Activities	Achievement Jan-15 – Dec-15		Achievement Jan-16 – May-17	Achievement Feb 18 to May 2021	Total Achievement
	Districts	Bahawalpur	Bahawalnagar	Bahawalpur, Bahawalnagar, Vehari, Lodhran	Vehari (Lodhran), BWP, BWN, DGK, and Rajanpur	
1	Identification of volunteers	307	300	1,161	1200	2,968
2	Training of Volunteers	307	300	1,122	1191	2,910
3	Formation of Mohalla Committees	5	5	20	25	55
4	School Grant	0	0	1	12	13
5	Students Enrollments	3,000	3,150	16,460	16,240	38,850

Establishing and Managing Community Schools through New School Programme under PEF

NRSP & Punjab Education Foundation (PEF) entered in to partnership to establish community schools in DG Khan, Khushab and Bahawalnagar under New School Programme (NSP). Schools were identified by the PEF through community requests and needs referred by department of education. Schools were established after dialogue with community on pattern of community schools with active community participation. Community provided space for schools in most of the cases on voluntary basis while in some cases schools were established in rented places. Community also provided land or building for school. There is very strong follow up by our staff, community and PEF monitoring teams for increasing and maintaining the enrolment.

Facilities are regularly monitored and reviewed while capacity of teachers are also updated so that we may have improved quality of learning by students which is also randomly tested in all schools by PEF. Tablets based learning through SABAQ project has also been introduced in schools of Bahawalnagar and DG Khan.

Table 41: New School Programme PEF, project progress

S No	Indicator	Achievement Khushab, Dera Ghazi Khan, Bahawalnagar
1	No of Schools Established	34
2	No of teachers currently employed	127
3	No of students enrolled	3,221

Supporting Public Schools under Public Schools Support Programme (PSSP) - PEIMA/PEF

NRSP as a key approach has been working for improving the quality of learning opportunities through public sector schools for poor communities in rural areas. Such opportunity was also offered by PEF for its new programme of PSSP. NRSP initially was assigned 100 schools in South Punjab but later this number was increased in various phases of PSSP roll out. Punjab Education Initiative Management Authority (PEIMA) was later established by govt. of Punjab to take over the management of this programme from PEF gradually.

NRSP takes over the schools from SED (School Education Department) and manages the school with the help of VEC it organizes. Campaigns for bringing out of schools in schools are carried out with active engagement of COs / LSOs. School facilities are also improved according to minimum quality guidelines provided by PEF/PEIMA. NRSP also carried out rehabilitation and construction of civil infrastructure in schools. Furniture is added so that no child is without furniture. Similarly best available local female teachers are preferred for the task and their capacities are also built over time. Links with SABAQ projects were established and children would also benefit from learning on tablets specially programmed for clearing concepts at early learning levels.

Table 42: Supporting Public Schools under PSSP progress

S No	Activity	Total
1	Districts	RYK, Bahawalnagar, Vehari, DG Khan, Rajan Pur, Khushab, Lodhran, Mianwali
2	Schools Being Managed by NRSP	345
3	Current No of Teachers	1,231
4	Children Enrolled	32,758

Support to Girls Right to Education and Safeguarding Cultural Heritage through Education in Pakistan (Funded by UNESCO)

NRSP signed an agreement with UNESCO to increase enrollment of girls in primary schools of Tehsil Ahmad Pur East, Bahawalpur. UNESCO has partnership with two donors named AICS and KOICA. The project will particularly look into ways to reinforce formal schooling for girls, creating thus a more favorable learning environment conducive to full participation and better achievement. Number of designed interventions will be implemented and advocacy initiatives will be taken both at institutional and community level. Both projects were started from 15 December 2018 and first phase was completed in Nov 2019. Afterwards new project agreement will be signed for period beyond Nov 2019 with increased scope of work. This phase was suspended due to COVID-19 till September 2020. Second phase of KOICA project has been started from September to April 2021.

Table 43: Support to Girls Right to Education progress as of December-23

Sr.#	Description of Activities	Target First Phase	Achievements as First Phase (Till Nov 2019)	Target 2 nd Phase (AICS) Oct.21-July22	Achievement 2 nd Phase (AICS) Till July 2022	Remarks
1.	Recruitment and placement of staff	10	9	10	10	Achieved
2.	Staff Orientation Workshop	1	1	1	1	Achieved
3.	Baseline Assessment Study/survey	1	1	1	1	Achieved
4.	Paint schools' walls and key land marks with key messages for promotion of female Education	3,200	5,000	58	58	Achieved

Sr.#	Description of Activities	Target First Phase	Achievements as First Phase (Till Nov 2019)	Target 2 nd Phase (AICS) Oct.21- July22	Achievement 2 nd Phase (AICS) Till July 2022	Remarks
5.	Conduct focus group discussions with mothers, fathers and community opinion makers (Religious leaders)	16	16	16	16	Achieved
6.	Conduct open community discussions with volunteers/mothers, fathers ,religious leaders Ullma and community opinion makers	16	16	2	2	Achieved
7.	Form village mother groups. Organize open community discussions with, i) female group, ii) male influential groups of the community	116	116	58	58	Achieved
8.	Enrolment Campaigns in Tehsil at Cluster Level	3	3	2	1	On-going activity Enrollment will start from 1 st August 2022
	OOSC enrollment	2500	2633 (G:1985,B:648)	2500	1800	
9.	Conventions of religious leaders, SMCs ,Parents, local politicians etc.	1	1	1	1	Achieved
10.	Exposure visit of the religious and political leaders along with female group of the area	1	1	1	1	Achieved
11	Organize radio broadcasting programme for children of grades 1-3	20	20	4	4	Achieved
12	Capacity building of SMCs (02 days event)	464	488	406	417	Achieved
13.	Engage SMCs in physical infrastructure improvements, including classroom furniture, Blackboards and WASH facilities in response to COVID-19 pandemic	30	30	30	30	SMCs activated & resolutions collected for MSF provision
14.	Provision of Missing Facilities in Schools	30	35	30	30	8 In progress 22 completed
15.	Establish reading corner/library in each of the target school	58	58	58	58	Achieved
16.	SMCs Assessment, Reorganization , activation/restructuring	58	58	58	58	Achieved
17.	Conduct exposure visit by SMCs to other districts. Inclusion of female group mandatory.	0	0	2	1	1 exposure visit done
18.	Review, revise & printing teacher training manual in ABL and MGT.	1	1	1	1	Achieved
19.	Design and organize training workshop each on ABL and MGT.	116 Teachers	135 Teachers	126 Teachers	109	Achieved
20.	Classroom based follow-up support for teachers	58	58	58	58	Achieved
21.	Review Meetings with education officials	12	12	12	12	Achieved
22.	Provision of teaching and learning material (ABL and MGT kits)	58	58	58	58	Achieved
23.	Provision of Para Teachers	0	0	10	10	Achieved
24.	Organize sports and cultural festivals	0	0	2	2	Achieved
25.	Awareness sessions on COVID -19 in each schools	0	0	58	58	Achieved
26.	Provision of school bags and stationary	0	0	1,000	1,000	Achieved
27.	Sports and art competitions	10	10	14	10	Achieved
28.	Deliverable Reports	6	6	7	7	Achieved

SABAQ Project - (Funded by Multinet / ILM Idea 2)

Multinet had a grant from ILM Idea 2 in partnership with NRSP for teaching out of school and in school children through use of tablets in non-formal centres and regular schools. The SABAQ Digital Learning System is designed to help improve learning outcomes by providing high quality, interactive content directly to children on tablets/hand-held devices. NRSP is sub recipient of the grant from Multinet. In first year NRSP and Multinet opened centres in Mir Pur Khas in Sindh while later the programme was expanded to three

districts of Sindh and regular schools being managed by NRSP with the support of PEF and PEIMA in South Punjab. Learning from first year was incorporated in the new design.

SABAQ teams are responsible for developing the content and maintaining the quality of learning materials regularly updating the programme. Training support for teachers and monitoring is also their part. NRSP on the other hand is working in the field directly in contact with out of school and in school children and parents and teachers implementing the programme.

This project is now closed but the SABAQ has established itself as service provision institution in private sector. Community could not continue with most of the non-formal centres except for ones where they could generate fee or had support under NRSP WISE programme. The use of technology is however ongoing in NRSP regular school component programme as previously with expectation of expanding the scope to higher class grades and number of schools.

Total 35 non-formal LCs were functional in academic year of 2019-2020 with enrollment of above 1400.

Eight LCs students have been merged and mainstreamed in government schools as now government teachers are available.

Table 44: Sabaq project progress as of December 23

S No	Activity	Non-Formal Centers (Closed)	Tando Mohammad Khan (On going under WISE)	Regular Schools
	Districts	Mir Pur Khas, Tando Allah Yar, Tando Mohammad Khan	Tando Mohammad Khan	RYK, Vehari Bahawalnagar, DGK
1	No of Schools / Centers	444	18	379
2	Facilitators Engaged	428	15	29
3	Facilitators Trained	636	25	35
4	Tablets Provided to Schools	4,360		3,200
5	Teacher Trained		25	1,535
6	Students Benefitting in Programme	19,073	703	39,171

Partnership with Sindh Education Foundation (SEF) under AATLP

NRSP signed agreement with SEF in April 2017. We collaborated for a pilot project with Adult and Adolescent and Learning and Training programme (AALTP) with focus on engaging out of school youth and adults who could not get education and provide them economic opportunities through linking with vocational training and microfinance besides linking with some enterprises at local level. Under this programme NRSP established six centers in districts of Tando Allah Yar and Matiari. Currently four centers are functional out of six AALTP centers. Two centers have been closed due to mainstreaming of learners in government school. Both locations have been replaced. Following activities were conducted under this project.

- Identification and establishment of six centers, three each in TAY and Matiari.
- Enrollment of students and hiring of teaching staff as well as their capacity building.
- Provision of vocational skills training

Currently, our teams are engaged in improving the attendance and quality of learning of students in these centers.

Table 45: Partnership with Sindh Education Foundation progress

S. No.	Activities	Achievement Phase I	New Targets Phase II (Timelines)	Achievements Phase II as of June 2022
1	Establishment of Learning Centers	6	6	6
2	Current No. of Teachers	7	19	18
3	Staff / Teacher Orientation	19	18	15
4	Learners who completed Package A	920	1,089	215
5	Learners who completed Package B	560	1,001	-
6	Current Learners enrolled (Package C)	401	1,001	-
7	Students who completed vocational skills	107	88	-

72 adolescent students enrolled in age of 15 to 17 were selected for skill development training and learners' data has been shared with SEF for verification and approval. New list of centers has been proposed to SEF for continuation of programme. Out of these three have been approved, while for rest decision from PEF is awaited.

Education Equity & Quality (EEQAP)

NRSP in collaboration with the Washington University in St Louis and Lahore School of Economics, is implementing a program of support to inclusive education in rural schools of Pakistan. The programme aims at increased access to quality education for Pakistani children, improved quality of education and capacitated national education system. A Randomized control trial (RCT) will evaluate this intervention and we have selected 129 schools out of which 67 schools are Control and 62 are intervention schools. Project Intervention districts include Vehari, Bahawalnagar, Rahim Yar Khan and Ghotki.

We are now into the fourth year of the project and as per the original project plan, endline survey was planned to kick-off at the start of the year, but amid covid-19 and continuous closure of schools in the year 2020, expected impact could not be created and hence with the support of NRSP, endline survey will be conducted in start of 2021 and another round of GMBs and trainings will be added as part of new targets of the project. So far, during the first year, a comprehensive Baseline Survey was conducted, followed by Group Model Building (GMB) sessions (a specific CBSD method), organized to identify insights about social accountability reforms with School Management Committees, Parents, Teachers and Children. During the second year of the project, VECs supported by NRSP implemented the changes based on these insights in intervention Schools, Inclusive education trainings were also imparted to increase capacity of Teachers in the second year and in the third year, despite covid-19, qualitative methods were applied to validate psychosocial assessment tools and second round of GMBs were also conducted while also implementing the identified Action Ideas with the help of regional and district NRSP teams.

Table 46: Education Equity & Quality progress

Sr. #	Description of Activities	All Districts		
		Targets – June 2022	Progress as of June 2023	%
1	Schools Selection	129	129	100
2	Finalization of survey tools	1	1	100
3	Training of survey team	24	78	100
4	Baseline/End line Survey conduction	408	408	100
5	CBSD Staff training	24	67	100
6	CBSD Launch in schools (Intervention Schools only)	558	558	100
7	Action Plan Sessions	186	186	100
8	Inclusive Education ToTs (number of facilitators)	16	25	100
9	IE Training of teachers	600	600	100
10	Implementation of Action Ideas in Intervention Schools	558	515	92
11	CBSD Session reports	558	558	100
12	Inclusive Education Training Reports	124	124	100
13	Teachers Observed in number of Schools	62	62	100
14	Reviewing Edgelists	558	558	100

Improved Access to Quality Education (Kech / Gawadar) Jan- Dec 2021 - PPAF

Project aims at Improvement in public schools, community schools as social enterprise, online teaching, and youth skill development, capacity building of teachers and SMCs and linkage development. The overall objective of the project is "Improved enrolment, access to quality and equitable education and increased employability of the targeted youth students".

The project is based on three major components/thematic areas.

- School Improvement (50% girls)
- Establishment of Community schools as Social Enterprise
- Skill Development Programs

Public school will be adopted and supported to improve enrolment and quality of education through setting up laboratories, libraries, computer and science labs, incentives in the form of capital items like furniture, teaching aids, drinking water facility, stationary, uniform and books. Improved condition/ learning environment of at least 23 Secondary schools benefitting around 3000 students (50% girls). Activities regarding Menstruation Hygiene Management (MHM) in girl's high schools.

Project will provide financial and technical support to local community's youth as Social Enterprise to establish their own community schools. The local community Resource Person (CRP) particularly women will be trained in schools management, teaching methodologies and developing school feasibility and business plans for their schools. These schools will be operational with community support and monitored jointly by communities, government, parents and PPAF. After the exit of PPAF, these community schools will be taken over by government.

To enhance the income and employability level, students (50% girls) from the project schools receive vocational training on various employable skills like computer proficiency, English Language skills and short courses on other technical skills.

Table 47: Improved Access to Quality Education (Kech/Gwadar)

Description	Cumulative	
	Target	Achievement
Baseline	1	-
Coordination / Planning / Review Meetings with Education Department and other stakeholders	4	4
Addition of Digital Technology in Schools (ICT) - Computer Labs / Digital Screen / Tablets for Students	5	-
Provision of Missing Facilities	10	9
PTSMC Meeting	10	10
No. of Schools identified and assessed	10	10
No. of School Development Plans (SDPs) Developed	10	10
No. of ToPs signed for SDP work/Initiated SDP work	10	10
Capacity Building of Teachers / Refreshers / (MHM / General Teacher Training)	150	150
PTSMCs organized and their capacity Building	200	202
Students vocational and skills Trainings	100	-
Student clubs (WASH / Environment)	10	10

Programme of Poverty Reduction-Baluchistan (Education Component)

NRSP and PPAF signed agreement for the 'Programme of Poverty Reduction' (PPR). Goal of the project is to improve access of local communities to the basic social and health services including education obtained by improving extent and severity of poverty among targeted populations. Focus of the programme is to create awareness among communities and utilization of resources for interventions in health and education with community institutions.

Table 48: Programme of Poverty Reduction Baluchistan

S No	Project Name	Batch I-Achievements	Batch II-Achievements	Batch III-Achievements	Total
	Project Duration		October 2015-Sep 2017	July 2017-June 2020	
	Districts	Gawadar	Awaran, Panjgoor, Kech, Gawadar	Gawadar, Panjgoor, Turbut, Awaran	4
	No. of UCs intervened	Surbandar, Pasukan	Ginna, Gokdan, Kalatuk, Gramkan, Sordo, Awaran, Camp Jhoo	Surbanadar, Pashukan, Ginna, Gokdan, Kalatuk, Gramkan, Sordo, Awaran, Camp Jhoo	9
1	Strengthening, Capacity building and advocacy initiatives				
1.1	Identification and training of CRPs	16	56		72
1.2	Awareness Sessions Campaign conducted by CRP (Pax)	2,740	1,491	3,392	7,623
1.3	District Development Forum (roundtable with key stakeholders at UC and district level)/roundtable/knowledge management (events)	5	14	6	25

S No	Project Name	Batch I-Achievements	Batch II-Achievements	Batch III-Achievements	Total
1.4	Capacity building of Third Tier Organizations, service providers and partners		28		28
2	Strengthening SMCs, COs, LSOs, for school improvement and development				0
2.1	Strengthening PTMCs on roles and responsibilities and School Development Planning	44	71	17	132
2.2	Support to activities identified in School Development Plans (infrastructure, meetings with government, school improvement etc.) (Rehabilitation of Govt. Schools)	73	131	18	222
2.3	Teachers Professional Development Training programs Pax	77	159		236
2.4	Student's exposure/life skill training/ art, sport, speech and writing competitions/ celebrating important local and national events.	48	91	94	233
2.5	Provision of Science lab equipment's and lab supplies to high schools. Provision of WASH facilities	4		10	14
2.6	Provision of Teaching kits to schools	42			42
3	Environment, gender mainstreaming, disability and DRM				0
3.1	Formation and strengthen environment clubs in schools/environment campaigns, exhibitions etc. (Pax)	22		7	29
3.2	Training on DRM/school safety/health & hygiene in schools	27	45		72
3.3	Inclusive education, training on disability		43		43
4	Establishing Enterprises Around Education to address access issue (Community School as Enterprise)				0
4.1	School Enterprise training Pax	31	45		76
4.2	Initial support for school enterprise e.g. furniture, technical aids, computer/ salary for teachers	5	20	55	80
4.3	Scholarship/incentive to improve access for poor students	5	20		25
5	Community based tutoring support				0
5.1	Ed. Learning Centers for support to students/ Community run coaching centers/ by youth Teacher Aids	8	5		13
5.2	District High Schools Sport Competition for promoting Peace & Pluralism and Enrollment enhancement (Football, Cricket, Volleyball, Tennis etc.)	5			5

Health

Malaria Control Programmes: NRSP has played a key role in community education regarding Malaria control and prevention in malaria endemic areas. NRSP had been in partnership with GFATM funded projects and since 2004. Communities are educated about malaria prevention and treatment options while service providers in public and private sector are trained about proper diagnosis and treatment of malaria. Projects also facilitate provision of modern medicine and diagnostic tools to service providers and LLINs to community at mass level through Government health facilities. Here are the summary achievements for all of these phases of funding and projects.

Table 49: GFATM NFM progress as of December, 2023

S No	Activity	GFATM Round 2		PPAF	GFATM Round 7	GFATM Round 10	GFATM NFM	GFATM NFR	GFATM NFR-III	Total
		Duration	2002 to 2004	2004 to 2007	2010 onward	2008 to June 2011	July11 to June 16	July 2016 to Dec-2017	Jan 2018 to Dec20	
	Districts	Mir Pur Khas Turbat, Malakand, Rawalpindi	NRSP programme districts	Kech, Awaran, Panjgoor, Badin	Mardan, Thatta, Tharparkar, Khairpur, Gwadar, Turbat	Thatta, Gwadar, Turbat, Panjgoor, Kharan, Washuk, Chagi	Thatta, Gwadar, Turbat, Panjgoor Kharan, Washuk, Chagi, Lasbela, Awaran, Badin, TMK, Umer Kot	Thatta, Sajawal, Badin, TMK, Umer Kot, Lasbela, Awaran, Gwadar, Kech, Panjgoor	Thatta, Sajawal, Badin, TMK, Mirpurkhas, Larkana, Qamber Shahdadkot, Lasbela, Awaran, Gwadar, Kech, Panjgoor	
	Partners / SRs / SSRs	HIV Control	Internal fund	PPAF III and SCAD	DOMC/ TRDP/ SRSO	DOMC /SCI /BRSP	DOMC / BRSP	DOMC	DOMC/SRSO	
1	LLIN / ITN Distributed	44,870	13,668	20,000	475,576	344,903	323,190	754,133	45,261	2,022,592
2	Health Facilities Infrastructure improved	-	-	-	-	176	593	-	-	769
3	Training of Public & Private health care service providers	-	-	-	-	1,087	1,682	1,811	556	5,136
4	RDTs Distribution	-	-	-	-	234,757	325,245	1,117,660	2,607,220	4,284,882
5	Beneficiaries of Malaria Awareness Sessions	-	-	-	42,340	78,206	350,980	290,710	-	762,236

Community Health Centers- LHV Based Clinics

The LHV based clinics were established for the improvement of Maternal Neonatal & Child Health (MNCH) status for poor communities in remote areas. These were established with the support of PPAF starting from 2004-5. After 2012 NRSP continued support for these centers as these became hub for the LSOs for delivery of MNCH services to poor communities for the women and children. NRSP used these centers as RH centers as well. These centers were serving communities in Khushab, Bhakkar, Bahawalpur, Rajan Pur, DG Khan and Rawalpindi. Previously clinics also served in Awaran, Panjgoor but were later closed due to non-availability of health providers. These centers were equipped with necessary equipment's and a pool of medicines. Health Management Committees with the help of LSOs / COs managed these centers with technical guidance from NRSP. They charged nominal fee from communities. Communities are now being motivated to develop plans to manage these on self-help basis.

Table 50: Services offered at LHV based Clinics since Oct 2010-December 2023

#	Category	Total
	No of Clinics Currently Operational (Bahawalpur 3, DG Khan 2, Rajan Pur 2, Khushab 1, Bhakkar 1, Rawalpindi 1)	10
	Currently active Clinics	6
1	Number of male general patients [above 18]	51,885
2	Number of female general patients (excluding antenatal postnatal cases) [above 18]	210,329
3	Number of male children [0 -18]	51,197

#	Category	Total
4	Number of female children [0 - 18]	60,597
5	Number of antenatal cases	26,022
6	Number of postnatal cases	5,348
7	Family Planning	10,844
8	Total number of deliveries	1,618
9	Total OPD At Clinics	417,840

With effect from January 2019, most of these clinics have been handed over to community and they will managed these on self-help basis and some previous funding in their accounts.

Programme of Poverty Reduction-Baluchistan (Health Component)

NRSP and PPAF signed agreement for the 'Programme of Poverty Reduction' (PPR) in three phases. Goal of the project is to improve the access of local population to the basic social and health services including education obtained by improving extent and severity of poverty among targeted populations. Focus of the programme is to create awareness among communities and utilization of resources for interventions in health and education with community institutions.

Table 51: Health-PPR progress

Programme for Poverty Reduction				
Gwadar, Kech, Awaran, Panjgoor				
Activities	Phase 1	Phase 2	Phase 3	Total
Training of health CRPs on health and hygiene seeking behavior	14	0	91	105
Training sessions at household levels through trained CRPs on Health & Hygiene etc.	4,981	13,263	4,470	22,714
Training of health CRPs on Nutrition, WASH & MNCH	8	84	0	92
Training sessions at household levels through trained CRPs on Nutrition, WASH & MNCH	4,350	22,497	0	26,847
Refresher training for Community midwives/Support to health facility staff	39	37	0	76
ODF latrine on pilot basis	100	0	39	139
Renovation and construction of Public health Facilities	7	10	23	40
Social enterprise training for access to health Centre (pax)	10	0	0	10
District Development Platform	4	16	13	33
Campaigns/Awareness (polio vaccination, Immunization, Mother Child week, Celebration of International health hygiene and nutrition days)	5,386	8,197	0	13,583

Support for PWFLs (People with Functional Limitations) - Funded by PPAF / NRSP

NRSP consider PWFL most deserving people to be included in the development process. COs and LSOs are encouraged to identify such households and facilitate them in getting support from various institutions to help them improve their quality of life and become useful member of the society. NRSP over time built its capacity while working with various projects for provision of support to PWFL.

NRSP implemented PPAF Disability project in the 16 union councils of District Bagh and Rawalakot as part of PPAF funded Reconstruction and Rehabilitation (R&R) project. The approach of the project was Community Based Rehabilitation (CBR) that focused on empowerment of **PWFLs** and their families. On the basis of successful implementation PPAF extended support for similar project activities in District Bhakkar with significant contribution by NRSP. Project approach is

- Screening of PWDs through initial screening after staff is trained.
- Assessment of the PWDs identified through specialist
- Awareness raising sessions / medical camps
- Building linkages with various disability support service providers in the area and such individuals / households.
- Preparation of rehabilitation plan for people with PWFL and their referral to service providers and Capacity building of PWFLs
- Provision of supportive devices to PWFL through various donors
- Enrollment of Children With Disabilities to school
- Inclusion of PWFL in COs (Community Organization)

Table 52: Project Status in District Bhakkar (Closed)

S#	Activity	Achievement			
		Bagh / Rawalakot 2007-2012	Bhakkar 2012-14	Bhakkar 2014-15	Total
1	Total HHS assessed	5,642	16,471	9,542	31,655
2	Total Survey Forms Punched in MIS		16,471	9,542	26,013
2	Total population of survey area	29,500	72,670	46,481	148,651
3	Total No. of PWDs identified	18,197	8,659	3,538	30,394
6	Number of Children with Disability (CWDs) identified.	627	4,238		4,865
7	Number Children with Disability (CWDs) enrolled in schools.	318	3,804	20	4,142
9	Number of PWDs made members of COs / VO / LSOs / other organizations.	578	1,295	197	2,070
10	Number of village / hamlet / CO level meetings held where PWDs issues were discussed.	8,076	577	103	8,756
11	Workshops / Seminars / Symposia / Walks organized.	5,800	286	6	6,092
12	No. of Medical Camps arranges	2	194	2	198
13	No of PWDs attended camp	1,807	328	2,036	4,171
14	No. of rehabilitation plans formed	2,744	6	2,036	4,786
15	Assistive devices distributed (Number of Beneficiaries)		5,398	540	5,938
a)	Physical devices	123	5,468	254	5,845
b)	Hearing Aids	719	4,422	164	5,305
c)	Visual Aids	679	833	313	1,825
d)	Orthotic and prosthetics	3,156	869	113	4,138

Eye camps

On the basis of NRSP's previous experience of working with Munawar Memorial Hospital in Chakwal we continued partnership with various institutions for provision of eye care services to poor community members. In these communities ophthalmic care services were not available and patients could not access them due to affordability or lack of awareness. We had collaboration with Munawar Memorial Hospital Chakwal, Shifa Eye Trust and LRBT in different areas. PPAF also facilitated in this regard while occasional funding also came from JDW Sugar Mills.

Objectives

1. Arranged eye camps to screen patients and provide communities awareness about eye care
2. Link communities with service provider for proper treatment and post treatment complications.
3. Develop sustain linkage of communities with trained service providers for eye care

Table 53: Eye Camps

Activity Description	Achievements in other programme area	Achievement in RYK	Grand Total
No. of camps organized	49	82	131
OPD status	13,098	60,263	73,361
Cataract surgeries status	880	6,820	7,700

Awareness raising among communities about oral hygiene and Free Dental Camps

NRSP piloted a project on Oral Health awareness and dental camps in district Bhakkar. Two Dental Surgeons provided their services from NRSP; Community was informed and awareness sessions were conducted to promote oral hygiene and oral illness prevention. The aim of the project was to create awareness among rural poor communities of Bhakkar, develop referral services with nearby available public sector and provide free medication after screening.

Table 54: Dental camps

Total No. of UCs	District	Total No. of Patients provided services
12	Bhakkar	2002

NRSP Artificial Limb Rehabilitation Centre

NRSP established Artificial Limb Centre at Sihala in December 2006, to help physically disabled IDPs of Kashmir Earthquake. NRSP collaborated with the UK-based Naya Qadam Trust, a consortium of Pakistani-origin Doctors and with Jaipur Foot (Rajasthan, India) in this initiative, both of which provided expert medical and technical support. In 2008 a mobile prosthetic workshop was initiated, which benefitted those who could not access the services at Sihala for which Oxfam Novib and Oxfam America provided financial support. The

Centre has expanded its services throughout Pakistan by means of the mobile prosthetic workshop. NRSP is supporting the center to continue the services with occasional support from other donors.

NRSP also established a separate centre with support of ENGRO Fertilizer at Dharki. It is fully supported by ENGRO and provision of artificial limbs has started at centre. Its output are listed below. Harassing

Table 55: NRSP Artificial Limb Rehabilitation Centre

Description	Unit	Total Cumulative Achievement since Inception till March 2023				
		Men	Women	Children		Total
				Boys	Girls	
No. of patients Registered	No.	-	-	-	-	8,977
No. of patients treated	Person	10,352	1,451	648	350	12,801
No of Patients Provided (Above Knee Limbs prosthetic cases)	Unilateral	2,944	329	95	40	3,408
	Bilateral	24	7	2	2	35
No of Patients Provided (Below Knee Limbs prosthetic cases)	Unilateral	4,025	566	135	64	4,790
	Bilateral	155	37	12	15	219
No of Patients provided Calipers (Orthotic cases)	Unilateral	406	106	99	55	666
	Bilateral	100	40	183	117	440
Upper limb prosthesis- Functional Hand	Unilateral	46	10	3	2	61
	Bilateral	-	-	-	-	-
Upper limb prosthesis- 3D Hand	Unilateral	1	-	4	1	6
	Bilateral	-	-	-	-	-
No of limbs repaired	No.	2,651	356	115	54	3,176
No. of patients provided bicycles/wheelchair	No.	27	22	1	1	51
No. of Patients provided Crutches	Pair	985	196	59	13	1,253

NRSP also established a separate centre with support of ENGRO Fertilizer at Dharki. It is fully supported by ENGRO and provision of artificial limbs has started at centre. Its output is listed below.

#	Description	Unit	Cumulative data					TOTAL
			Men	Women	Children		Sub-total	
					Boys	Girls		
1	No. of patients Registered	No.	-	-	-	-	545	
2	No. of patients treated	Person	626	66	110	45	847	
2.1	Above Knee Limbs prosthetic cases	Unilateral	158	15	15	7	195	
		Bilateral	3	-	-	-	3	
2.2	Below Knee Limbs prosthetic cases	Unilateral	223	25	19	7	274	
		Bilateral	8	2	4	1	15	
2.3	Patients provided Calipers-Orthotic cases	Unilateral	22	2	12	4	40	
		Bilateral	4	1	24	10	39	
2.4	Upper Limb prosthesis - Functional Hand	unilateral	5	1	3	1	10	
		Bilateral	-	-	-	-	-	
3	No of limbs repaired	No.	203	20	33	15	271	
4	No. of patients provided Tricycles/wheelchair	No.	-	-	-	-	-	
5	No. of Patients provided Crutches	Pair	86	6	6	2	100	

Immunisation Support under NRSP

Strengthening routine vaccination in 0-23 year's age of children and TT vaccination in PWs and CBAs is one of the major thematic area of NRSP. NRSP supports EPI to increase routine immunization by organizing communities and mobilization at local level. We also engage EPI at provincial and Federal level. NRSP staff or community activists are assigned to conduct awareness sessions before and during the campaigns, registration of new born and updating number of children and PWs and conduction of camps. The impact of these sessions is witnessed during campaigns in the form of complete synergy between the EPI and NRSP communities network.

Health System Strengthening Project-MCH Component (HSSP) (USAID / JSI / RSPN)

NRSP started a USAID funded HSSP Project in July 2013 in two districts of Sindh (Tando Allah Yar and Thatta) through RSPN. This Project was planned till April 2017. Project had two phases. In first phase improving governance of local health systems through advocacy and accountability were main project interventions. This mode was however changed in 2nd phase where improvement of immunization system in district was focused. In initial phase 14 UCs were covered with formation of 454 VHCs. 10,286 households were organized in these VHCs. Ten UCHCs were also formed with two district level networks also constituted.

Immunization Phase HSSP (Oct 2014 - June 2016)

Main project focus was "Registration and Immunization / Vaccination of children (up to 23 months of age) and women (RH age) for TT vaccination. Field teams first registered women and children and then immunization work was done in collaboration of EPI department. Role of existing vaccinators was also strengthened. HSSP Component was confined to district Thatta only (30 UCs). Later Thatta was split in two districts. After June 2016, the same activities were continued out under the umbrella of MCHIP, again funded by USAID. Please see the achievements of all the districts and HSSP / MCHIP project together in table below.

Community Support for Strengthening of Routine Immunization - (USAID/MCHIP/RSPN)

NRSP collaborated with RSPN to implement the project with the support of Maternal & Child health Integrated Programme (MCHIP) in four districts of Sindh (Tando Allah Yar, Matiari, Sajawal and Thatta). The goal of the project was to improve the maternal and neonatal health by improving vaccination coverage, to develop and support innovative, cost effective, integrated, quality programs and services to strengthen systems around maternal, neonatal and child health services of Immunization for improved outcomes.

Table 56: Routine Immunization progress, under various projects / programmes

S No	Activity	HSSP-MNCH	WISE	GAVI	Total
1	Funded by	USAID (JSI-MCHIP)	NRSP	GAVI through RSPN	
2	Duration	Nov 2014-June 2016. February 2015-15 th Sep 2017	July 2017 – Onwards)	2009-2015	
3	Districts	Thatta, Sajawal, TAY & Matiari		RWK & Kotli (AJK), Turbat & Gawadar (Baluchistan)	
4	No. of UCs intervened	93	36	15	144
5	Total Registration of children	217,370	56,941		274,311
6	Children vaccinated up to PENTA 3	187,180	85,433	69,238	341,851
7	Children vaccinated up to Measles1 after registration	152,213		23,140	175,353
8	Total Registration of PWs	117,695	18,650		136,345
9	Women facilitated for at least one Dose of TT	77,237	14,002		91,239
10	Women facilitated for two doses of TT	50,600	34,047	19,345	103,992

Reproductive Health & Family Planning

NRSP has been engaged in promoting community-based health care interventions for the rural poor since its inception and has introduced and tested different Health related Models with public and private partners to complement and supplement each other so as to synergize the strengths. NRSP has the core programme of social mobilization. Through community education coupled with service delivery, through linkages and project staff, access to RH/FP health services has been enhanced under different initiatives supported by Packard Foundation, USAID, DFID and PPAF. IEC material has been developed and adopted to address the issues/barriers in improving the health seeking behaviors, hence improving the maternal and neonatal health. Here is a brief of current interventions.

Provision of Reproductive Health Services through Social Marketing

NRSP collaborated with RSPN to implement the project with the support of Population Services International in two districts of Punjab and two in Sindh. The goal of the project was to improve the maternal and neonatal health through reduction in unintended and unwanted pregnancies resulting in increased use of family planning through increasing and ensuring the availability of supplies, empowering the community members through BCC activities and better collaboration with the government and the commercial sectors. NRSP was responsible for Demand creation and Household visits to empower women, men and girls to lead healthier lives (through BCC, key messages) and provision of FP services through project health providers in rural underserved areas.

Table 57: Social Marketing Progress

S No	Activity	Phase 1 April 2013-2015	Phase 2 April 2015- July 2016	Phase 3 Aug 2016- Aug 2017	Total
	Provision of RH Services through Social Marketing April 2013-August 2017				
	Bahawalpur, Rahim Yar Khan, Matiari & Mirpur Khas				
1	No. of Female CRPs Trained	400	400	400	1,200
	No. of Male CRPs Trained	400	200	200	800
2	No of MWRA Registered	56,258	91,291	160,119	307,668
3	No of New acceptors for FP services	20,179	30,492	65,686	116,357
4	CYP Achieved	30,206	82,860	177,485	290,551

Delivering Accelerated Access of Family Planning Services in Pakistan

Keeping in view the success of RHSM Project in Punjab, in December 2017, NRSP signed an agreement with RSPN funding for four districts including Bahawalpur, Rahim Yar Khan, Mardan and Swabi. The focus of the project is to decrease unwanted pregnancies, increase access to FP services and address unmet need for family planning services through community education, provision of FP services through project staff and enterprise development. The project is for four years and access to FP services will be increased in the targeted rural communities during this period.

Table 58: Delivering Accelerated Access of Family Planning progress

S No	Activity	Total Achievements
	Donor	DAFPAK / RSPN
	Districts	Bahawalpur, Rahim Yar Khan, Swabi, Mardan & Tando Muhammad Khan-Since April, 22 only in Bahawalpur
1	No. of Female CRPs Trained	1,380
2	No of MWRA Registered	415,932
3	No of New acceptors for FP services	
4	CYP Achieved	232,533

LSO WISE Programme

NRSP has the core programme of social mobilization and a strong platform of Community organizations, Village Organizations and Local Support Organizations. Keeping in view the high burden of disease related to nutritional deficiencies in Pakistan due to low immunization, low educational level, unsafe drinking water and poor sanitary conditions, NRSP piloted a programme related to improving these social indicators through the platform of organized communities through its core funding in 2015 in 18 union councils aiming at capitalizing on the social capital for achieving 100% results in drinking water quality, immunization, sanitation and enrollment. The Initiative was then scaled up in two tehsils of Hasilpur and Tando Muhammad Khan in 2017 and recently in 2018, Tando Muhammad Khan district has been taken as a pilot district.

Table 59: LSO WISE Programme

S No	Indicator	WISE Maintenance	WISE Hasilpur	WISE TMK	Total
	Number of CRPs trained	459	493	361	1,313
1	HHs Accessing Drinking Water from Safe Sources	20,082	27,975	7,445	55,502
2	HHs Adopting Water Treatment Methods	12,322	974	2,823	16,119
3	Subtotal Water	32,404	28,949	10,268	71,621
4	Children Immunized till PENTA-3	53,264	23,637	8,532	85,433
5	Pregnant Women Immunized till TT-2	18,865	10,771	4,411	34,047
6	HHs Adopting Safe Disposal Methods of Solid Waste	57,149	42,754	17,788	117,691
7	HHs constructed new Latrines	12,396	8,819	8,102	29,317
8	Out of School Children Enrolled	36,546	14,903	10,376	61,825

SM Integrated WISE Programme

In June 2019, NRSP Board decided to adopt WISE Programme as core programme, linking with community institutions for strengthening of these structures and increasing the women participation through increased women membership and managerial positions. In July and August, strategy was designed to roll out this plan across Pakistan adopting tehsil model. Currently 17 districts have been selected where 159 union councils will be intervened. Training of CRPs and baseline survey in process with parallel water testing and sanitation campaigns are conducted.

Table 60: SM Integrated WISE Programme

S No	Indicator	SM integrated WISE Programme
1	Number of CRPs trained	1,674
2	Number of Female LSOs	132
3	Number of drinking water sources tested	6,883
4	Number of sanitation Campaigns conducted	2,884
5	Number of villages cleaned	2,553
6	HHs accessing safe sources & adopting treatment methods	472,106
7	HHs adopting solid waste methods	434,406
8	Children vaccinated till PENTA 3	302,841
9	Out of School Children Enrolled	72,635

Empowering Pakistani Women through Financial Inclusion and Economic Growth (EPW Project)

NRSP entered into partnership with RSPN for this project funded by the Ministry of Foreign Affairs of Denmark being implemented through a consortium including BoPInc, Unilever, JAZZ Mobile Communication Limited through Mobilink Microfinance Bank and RSPN. The long-term vision of this project is to contribute to sustainable economic growth in Pakistan and increase the financial security, prosperity and empowerment of women in Pakistan. The project includes training of community women as Jazz Cash Guddi Bajis, ensuring supply chain through Unilever, use of mobile financial services through Jazz resulting in sustainable income opportunities through increased revenue and enhanced skills for women retailers in Pakistan. The project will be implemented in two districts of Punjab, two in KPK and five in Sindh. As of February, 600 Guddi Bajis have been trained.

Zindagi Naimat aye: Rural Tele Health care Hub for Women in Pakistan

NRSP signed an agreement with the Community Health Solutions (CHS) for a TB related Initiative under a project named; Zindagi Naimat aye: Rural Tele Health care Hub for Women in Pakistan, with the support of TB Reach Round 7 to be implemented in district Tando Allah Yar. The project includes outreach component for TB awareness/screening, MNCH services and referral to outreach camps for treatment through distribution of transport and free TB service vouchers through CRPs identified from the NRSP community institution network. The treatment services would be provided through establishment of Telemedicine center which will offer high quality TB diagnostic and treatment services to patients and will notify Provincial TB Programme. The project provides free of cost TB services while the MNCH services will be provided through nominal service charges. Sehat Kahani would be responsible for establishing Telehealth center. AAHUNG will conduct survey and facilitate trainings. NRSP would be responsible for screening of HHs, awareness raising, referrals and organizing outreach camps through involvement of community resource persons and community institutions. Due to current COVID-19 pandemic, the project staff has been provided zoom based orientation training by CHS. 200 CRPs have been trained by CHS team and regarding screening of community members for TB and MNCH services.

Table 61: Zindagi Naimat aye as of December-23

Project Achievements - February,2021	
Total HHs screened by CRPs	81,855
Individuals screened through HH visits	491,388
HHs referred to Hospital for TB Services	2,417
HHs referred to hospital for MNCH Services	64
TB cases registered	210

WASH

HerWASH: Improved adolescent health of rural women and girls

NRSP has signed an agreement with Water Aid for a project related to improved comprehensive menstrual health, with a focus on women and adolescent girls, through menstrual health interventions in district Thatta. Baseline survey has been conducted to assess the gaps. NRSP will identify MHM Champions for community education and linking them with services, In addition advocacy and infrastructure support are also included which focuses; District level review of budget allocation for MHM needs, training of government staff, advocacy for WASH at market place, supporting schools and health facilities for improved menstrual hygiene practices, training of school/facility staff, sensitization of female students/counselling sessions, rehabilitation of existing toilets or construction of new toilets equipped with MHM facilities. Exploring local supply chains, entrepreneurs, youth groups to provide and market menstrual hygiene materials. Project staff was provided orientation training by the Water Aid team. Baseline survey has been completed by the field teams and filled questionnaires have been dispatched to Water Aid team for analysis.

Table 62: Improved adolescent health of rural women and girls

Project Activities	Achievements as of December, 2023
Total Number of HWF installed	20
Hand washing facilities beneficiaries	110,025
Community awareness on COVID 19 through CRPs (number of speaker announcements)	6,357
Community reached through Speaker announcement	80,214
CRP Trained	30
Door to door community awareness session on COVID-19 through female CRP	4,387
Number of staff of HCF trained	25
FM Radio announcements	2,790
Number of Billboards	3
Distribution of Hygiene Kits	6,000
Distribution of MHM Kits	4,500
Number of Soaps used at HWF in Public Places	200
Number of Community MHM Champions trained	180
Awareness sessions through MHM Champions	1800
Number of VO members trained	1,500
Number of Stake holders trained for MHM	25
Number of LSO members trained	84
Number of Health facilities/Schools assessed for infrastructure support	35
Number of Health facilities/Schools rehabilitated for infrastructure	29
Number of Entrepreneurs trained	35
Number of meet & greet events at village level	126
Number of Teachers trained regarding MHM	150

Integrated Health System Strengthening-Service Delivery Activity (IHSS-SD)

NRSP with the support of JSI in collaboration with the RSPN has signed an agreement from March 2022 to September 2022 for improving the knowledge of the communities regarding importance of COVID 19 vaccination and increase the vaccination coverage for COVID 19 among the people above 12 years of age. The key outputs include; Advocacy with the key influencers to mobilize community for promotion of COVID 19 vaccination among non-vaccinated people above 12 years of age, demand creation & Interpersonal communication, identification and referrals of unvaccinated people for COVID 19 vaccination from target population and facilitate vaccination through outreach intervention of un vaccinated population in the districts of Nowshera and Swabi of KPK.

Activities	Total Targets May-18 till Sept-22	Achievements (As of Dec, 2023)
Training of staff	17	17
No. of Awareness Session through LSOs and Local Female Community Mobilisers	120	445
No. of Awareness Sessions by Male Field Community Mobilizers	1,056	1,197
Number of Awareness raising sessions in schools	720	280
Number of Awareness raising sessions in markets	120	1,059
Number of monthly coordination meetings with DoH	14	12
Arranging No. of Outreach for Vaccination at Schools, Communities and Markets etc.	3,168	2,710

**Support to Govt of Sindh to prepare for and respond to Covid 19 Pandemic, Pakistan.
(ECHO through RSPN- Duration 1st Sept 2020 to 28th Feb, 2021)**

With the financial support of ECHO-HIP through RSPN, NRSP implementing Govt of Sindh to prepare for and respond to Covid 19 Pandemic, Pakistan” in two Districts of Sindh i.e., Tandoo Allah Yar & Thatta. Major measurable targets of the project are around three results given as under:

- 1- Primary and secondary healthcare facilities are supported to improve Infection Prevention and Control and ensure the continuity of health and nutrition services
- 2- Establishment of hand-washing stations at the entry points of 140 primary and 04 secondary healthcare facilities in 04 target districts of Sindh Province
- 3- Documentation, monitoring and reporting

Table 64: RSPN ECHO HIP Monthly Progress

Detail description	Scope of Work	Overall
Primary and secondary healthcare facilities are supported to improve Infection Prevention and Control and ensure the continuity of health and nutrition services		
Orientation of Project staff at RSPs level (staff participation)	47	17
Provision of Personal Protective Equipment's for District Head Quarter Hospitals (delivery of PPEs, meetings)	8	2
Orientation of LSOs' executive body on their role and responsibility and Govt support for TTQ strategy	143	59
	1,430	730
Identification of community focal persons (Nominated by LSOs)	143	59
Identification of suspected cases and facilitate them for tests through government mobile sample collection teams		
Partners' Coordination meetings with District Health Offices and District Administration on monthly basis	32	23
Identification of the suspected cases and list sharing with SMT by LSO/CRPs	5,000	64
DPO to share lists with District Health offices to plan mobile sample collection camps	5,000	4
Mobile sample collection held at field level	5,000	-
Reports collection from DHO against collected samples for test	5,000	-
Sharing of reports of tests with concern people through LSO/CRPs	5,000	-
Follow ups of the positive cases by CRPs and sharing list of self-Isolation with District administration/Health authorities.	5,000	-
LSOs to provide support to District Administration for tracing of contacts made by coronavirus positive person:	5,000	-
Delivery of Personal Protective Equipment's for Project Staff and CRPs	1,530	688
Printing of IEC material		
Coordination with UNICEF/WHO/ACF to select and adopt the IEC material as per project requirements.	Need based/TBD	-
Finalization and printing of the IEC material, sharing with RSPs for onwards distribution among teams	1,650	667
Banners for LSOs to display in their offices	143	59
Adopt COVID-19 infection prevention guidelines	Need based / TBD	2
Identification of CRPs	1,490	667
CRPs Training on dissemination of preventive messages and infection prevention guidelines	1,490	667
Community level announcements and sensitization through megaphone announcements - by social mobilisers	7,920	286
Announcements in Mosques and other religious places (Church's/Temples/others) by social mobilization team	1,584	-
Radio campaign for Covid-19 prevention awareness		
Production of Radio Campaign messages - (30 Seconds)	1	-
Radio Campaign -Airing for COVID-19 prevention awareness	2,575	-
CRPs awareness sessions on Preventive and Mitigation Measures for COVID-19	1,490	1,099
LSOs supervision of CRPs and provision of required support	Need based/TBD	13
Establishment of hand-washing stations at the entry points of 140 primary and 04 secondary healthcare facilities in 04 target districts of Sindh Province		
Installation of hand washing stations at highly vulnerable public place (local markets and schools)		
Coordination with education department for identification of location to establish hand washing stations at schools (meetings)	12	5

Detail description	Scope of Work	Overall
Identification of schools for hand washing stations (Boys and Girls schools)	120	-
Coordination with market committees for identification of location to establish hand washing stations in market (meetings)	12	22
Identification of markets for hand washing stations	120	-
Construction of hand washing stations at schools, estimated beneficiaries to be benefited	120	-
Construction of hand washing stations at market places, estimated beneficiaries to be benefited	80	-
Orientation of school teachers to engage children on hand washing activity in schools	120	-
Construction of Hand washing stations in District Head Quarter Hospitals		
Finalization the design and space for hand washing station with hospital management	4	-
Construction of hand washing stations at secondary healthcare facilities beneficiaries (estimated) in DHQ hospitals	4	-
Supply of soaps at DHQs hospitals for hand-washing stations	384	-

Sustainable WASH Project Thatta:

Promoting Sustainable WASH Services at Scale in District Thatta Funded by WaterAid (April 01, 2017 - Mar 31, 2022)

With the financial support of WaterAid, NRSP implementing promoting Sustainable WASH Services at Scale project in Thatta. As SUSWASH extension project is being implemented in the district from April 2020 to March 2022, while as per LFA major measurable targets of the project are given as under:

- Access to safe and sustainable drinking water services ensured for 2400 individuals in five communities in different zones of the district.
- Construction of one new community managed water supply scheme for 350 individuals in district Thatta
- Access to safely managed sanitation and ODF environment ensured for 37,894 individuals in five communities of Thatta district with a model of safely managed sanitation in one village.
- 88,600 individuals in five communities of Thatta district reached out through interactive and innovative hygiene behaviour change methods to bring out improved WASH behaviours.
- 23 Schools gain adequate and improved WASH facilities
- 06 Healthcare Facilities of project area gain adequate water and sanitation facilities

Table 65: Promoting Sustainable WASH Services at Scale Progress

Activity	Target 2020-23	Achievement	Target 2021-2023	Achievement
Outcome 1. Suitable models and approaches for equitable, inclusive and sustainable WASH service delivery including hygiene behavior change strategies for households, schools and healthcare facilities are used to inform local and national level planning, investment and policy				
Technical assessment to identify suitable technologies and development of designs and selection of communities	5	5	-	-
Formation of WASH committees in five selected communities	5	5	1	-
Construction of water supply schemes in five communities	5	5	1	-
Training of community and operators on O&M of schemes	1	1	1	-
Construction of new community managed water supply scheme in district Thatta	-	-	1	-
Provision of additional sedimentation tank in one village	-	-	1	-
Construction of Pump House in two drinking water supply schemes	-	-	2	-
Pre and post water quality testing of the schemes to ensure safety of water	270	291	-	-
Hiring and training of CRPs	45	40	720	720
Triggering mobilization in 5 communities for ODF certification	5	5	270	270
Development of safely managed sanitation system in one selected community as a model	1	1	-	-
ODF certification in 275 villages	5	5	270	273
ODF celebrations	5	-	12	12

Activity	Target 2020-23	Achievement	Target 2021-2023	Achievement
Completion and handing over of safely managed sanitation system in one selected community as a model	-	-	1	1
Refinement, contextualization and printing of required IEC materials	1	1	1	1
Celebration of International WASH days in communities and schools	3	3	3	1
Organize theatres performances for at street level.	1	1	3	3
Development of WASH facilities in 20 selected schools	20	20	-	-
Formation and strengthening of WASH clubs in 120 schools	120	84	-	-
Refresher sessions with school WASH Clubs.	-	-	120	120
Poster/debate/quiz/speech competitions among schools on WASH	4	4	4	4
Rehabilitation and refinement of available WASH facilities in 5 healthcare facilities to make it more inclusive	5	3	-	-
Awareness Session/refresher for health facility staff on MHM/WASH	10	9	-	-
Training for health facility staff on WASH	-	-	1	1
Outcome 2. Improved capacity for planning, budgeting, monitoring and coordinating WASH services at local and national levels				
Sign a formal LOU with PHED for undertaking WASH asset mapping in Thatta	1	-	1	1
Development of District Wide WASH Asset Mapping of Thatta	1	-	1	-
Sign MoU with Education and Literacy Department	1	1	-	-
Analysis of Report of Findings of SEMIS Data	1	-	1	-
Consultation meeting with Saaf Suthro Sindh and other sector partners	3	-	-	-
Consultation meeting with AAP/LG and other sector partners	-	-	2	-
Training on ODF Certification & Sustainability	1	-	1	1
Support district authorities in Thatta to establish data management system for the district	1	-	1	-
Outcome 3: Mechanism of systematic feedback and accountability established in the District through government led District WASH Coordination Committee				
District WASH Forum meetings/Strengthening	4	1	-	-
District Coordination Committee Network (DCCN) meetings	-	-	4	-
Train DWF members on WASH accountability mechanisms	1	-	-	-
Train DCCN members on WASH accountability mechanisms	-	-	1	-
Exposure visit of community representative of Taluka Mirpur Sakro to sus-WASH interventions.	-	-	1	1
Exposure visit of DCCN members within Thatta district to showcase SusWASH models.	-	-	1	-
Outcome 4: Improved environment at provincial and national levels which enables sustainable WASH service delivery with clear roles and responsibilities, institutional arrangements, policies and regulatory frameworks				
Support provincial government for refinement of WASH sector development plan from a sustainability perspective	1	-	-	-
Documenting project success through stories/ case studies and documentaries.	-	-	1	-
Conduct Annual pre-budget WASH learning forum at provincial level with the presentation of Review of Annual Development Plan sustainability checklist	1	-	-	-
Dissemination of case studies/success stories among stakeholders and acknowledging the community/institutions for their efforts in sustaining WASH	-	-	1	-

UNICEF/ BRSP funded EPI Project in NRSP Balochistan

NRSP is undertaking this project under BRSP for improvement of Immunisation across districts of Kech, Panjgoor and Lasbela.

Activity	Total Target	Grand Total				%
		Event	Men	Women	Total	
Advertise and Hire Project Staff	6	-	3	3	6	100%
Arrange District Level Coordination meetings and brief on project interventions such as EPI Programme team, District administration, DHO, LHWs programme etc.	12	10	137	10	147	83%

Hold FGDs with communities to identify solutions to increase vaccine uptake in UCs	60	60	196	279	475	100%
--	----	----	-----	-----	-----	------

Study on Alzheimer - Uncovering the pathway from social determinants of health to cognitive impairment and dementia in rural Pakistan

NRSP in collaboration with the Washington University in St Louis, is implementing a program of support to establish the burden of cognitive impairment and dementia among older adults in Punjab and Sindh and the role that stress linked to poverty and crisis plays in its pervasiveness. We will interview older adults in rural areas of Pakistan (n=800 households), characterized by crisis and poverty to establish accurately the proportion of older adults over age 50 years old affected by dementia, examining their livelihood, and sources of stress that affect their quality of life. We will also conduct 62 participatory workshops (one per participating village) where participants with dementia and their caregivers draw a map of the problems caused by their condition. The Results will provide the information required to raise awareness among donor agencies, policy makers, and healthcare practitioners for the need to provide better health and psychosocial services to reduce the risk of cognitive decline among older adults in poverty and crisis contexts of low and middle-income countries.

Table 66: Project Progress

Sr. #	Description of Activities	All Districts		
		Targets – January to December 2022	Progress as of Sept 2023	%
1	Finalization of survey tools	1	1	100%
2	Selection of Schools	129	129	100%
3	Training of survey team	10	10	100%
4	Baseline/End line Survey conduction	129	129	100%
5	CBSD Staff training	10	10	100%
6	CBSD Launch in schools (Intervention Schools only)	40	40	100%
7	CBSD Session reports	40	30	75%

Environment and Natural Resource Management

The quality of the relationship between ecological and social systems defines, to a large extent, the quality of community life and the ability of communities and their institutions to sustain themselves. The links between poverty and the environment are bi-directional: environmental degradation, whether occurring naturally or as a result of human interventions, threatens the livelihood of the rural poor most of who depend directly on agriculture, livestock and poultry, horticulture and orchard management to earn a living. Basic nutritional needs cannot be met when crop yields are reduced because of poor soil quality. Home-based enterprises requiring natural resources must be abandoned when those resources are no longer available or affordable. Similarly, poverty has negative environmental effects when the poor must resort to unsustainable practices - cutting down trees and polluting water supplies, for example - in order to survive.

Whatever its cause, environmental degradation affect the poor and vulnerable first, because they have fewer social or economic resources with which they meet their needs and little to fall back on in times of scarcity. In many areas environmental degradation has created a new class of poor people – those whose resource-based livelihoods have been severely damaged.

Renewable Energy for a Clean and Green Future

NRSP is committed to help farmers harness freely available renewable sources of energy. Thus helping to reduce fuel costs, increase productivity and halt the depletion of natural resources.

In September 2005 NRSP installed **solar-powered LED lights** and 12-volt batteries in 28 households in village Markhal, Talagang. The homes are all adjacent to each other in a single lane. The Project is part of a *Pehli kiran* (first light) project.

The 180-household village is 42 km from the NRSP FU Talagang office. There is no other source of electricity in this under-developed area. Before the actual installation, ENRM staff members discussed the details of the installation, care and use of the lighting equipment and the maintenance required. A 4-member committee has been established to look after the project. Every household deposited Rs 1,000 in a CO account before the lights were installed and each will deposit Rs 150 per month for the next two years. The money will be used to replace the solar battery, which has a projected 'life' of two years and any bulbs which require replacement.

Three **Effective Micro-organism Fermenters** which function to speed the decomposition of manure used as fertilizer and reduce urea fertilizer requirement by almost 50% have been installed so far, one in Hyderabad and two in Lodhran. Before the fields are irrigated, the fermenter is filled with water, manure and organic waste. The EM medium, a liquid, is added to the fermenter to speed the decomposition process. NRSP contributed Rs 56,000 to the cost of the 3 EM fermenters.

Tree Planting. All Government Departments, NGOs and private institutions are encouraged to actively participate in national tree planting campaigns launched twice every year. NRSP holds workshops in its Field Units and Regional offices and encourages its CO members to plant trees. In 2003-04, with the financial support of Barani Village Development Project, NRSP facilitated the planting of 225,000 fruit and forest plants in the rain-fed Pothohar areas. It also facilitated the planting of 18,500 fruit trees: community members paid the total cost of Rs 10,500.

Livestock Vaccination Camps are frequently held at Field Unit offices. These help farmers to learn more about preventive and curative measures for livestock diseases. During 2003-04, over 61,000 animals were vaccinated in these camps.

New Initiatives: Sulphuric Acid Generator

In 2003-04, NRSP introduced two units of a new technology called a Sulphuric Acid Generator (SAG) in the Bahawalpur / Lodhran / Vehari Region. The SAG treats saline water as it leaves the tube well and makes it suitable for irrigation. The SAG machine adds sulfur granules to tube well water, thereby restoring the pH balance of the water. NRSP purchased two SAGs from a private firm called Sweet Water Pakistan, each costing Rs. 200,000. The sites were selected according to the salinity /alkalinity of the groundwater. The NRSP staff determined that the annual expenditures of SAG machine irrigating 10 acres of land for two crop seasoning amounts to Rs. 10,000. The increase in yield of these 10 irrigated acres amounted to Rs. 50,000. In Vehari, the yield of one farmer's 10-acre cotton crop increased by 3 *mounds* per acre. Although it is a relatively small increase in yield within one year, it is a good beginning and bodes well for future crops. The farmer with the second machine increased his wheat yield by 5 *mounds* per acre, resulting in additional income of Rs 1,750 in the rabbi season.

Wheat seed multiplication

During the 2005 Rabi season the TASSCO Seed Corporation in Hyderabad contacted NRSP for the multiplication of high-yielding varieties of wheat seed (TJ-83). TASSCO provided 3,600 Kg of seed (enough to seed 298 acres) free of cost and the CO members agreed to return the same quantity of seed after harvesting. NRSP also requested 2,100 Kg of wheat seed for Mardan Region: it was distributed to 24 farmers. The Rawalpindi Region also purchased 2,000 packets of high-quality winter-vegetable seeds on behalf of its CO members in all Field Units from the Ayub Research Station in Faisalabad. CO members bought the packets for Rs 22/ each.

Fruit Tree Plantation

The NRSP Rawalpindi Hub Office has distributed one million saplings and vines among its COs, since its inception. During the spring plantation campaign in 2005, 14,332 fruit saplings were distributed in Pindi Gheb, Attock, Talagang, and Pind Dadan Khan Field Units. NRSP-IRM also conducted workshops on spring plantation. The fruit plants distributed were mosami, shakri, lemon, guava, apricot, almond, grapes and pomegranate.

Solar Electrification in Dandar village

Dandar is a small village of Union Council Dandar located at a distance of 180 Km from the regional office Turbat. It is a small mountainous area with extreme heat and dryness in summer. Temperature rises up to 51 degree centigrade in summer. It is an extremely under developed area and people do not have any fixed source of livelihood. There is absence of many basic necessities of life like water, sanitation system, and electricity. NRSP through linkages with Alternate Energy Development Board provided electricity to 120 Households through solar units. Each solar unit includes 6 bulbs, 1 fan and 1 solar geyser. By this intervention the local people are very happy and thankful for providing electricity with charges of Rs.200 per month for 25 years. It is a low cost activity in this far-flung area of Kech District.

After this intervention the 5-neighbor village's community organizations (COs) submitted resolutions for the provision of solar energy electrification.

Rice Crop Demonstration Plots

NRSP Hyderabad Region established 7 demonstration plots of 7 acres and provided 7mounds of rice seed varieties i.e. Sarshar, Aeri-6 and local variety to 7 cas of District Badin on sharing bases. Aresta Agro Chemical and Engro Chemical Pakistan Ltd. provided technical assistance and pesticide for insect pest control. The CO members provided fertilizer and labor for looking after 7 demonstration plots. The average yield of local varieties is 45 to 60 mounds per acre, whereas the average yield of Sarshar, Aeri-6 varieties is 60 to 90 mounds per acre. As a result, 12 to 35 mounds per acre yield increased as compare to local varieties.

Table 67: Environment and Natural Resource Management as of December, 2023

#	Activities	Quantity	Households	COs
1	Amount of improved seed arranged in Kg/Packets	8,479,726	816,981	72,824
2	Amount of Fertilizer bags arranged	5,131,820	221,411	20,754
3	Amount of pesticides arranged in KGs/liters	1,112,888	49,050	3,914
4	No of poultry units arranged	2,857,654	45,154	7,229
5	No of forest Saplings arranged	8,259,946	354,211	21,305
6	No of fruit saplings arranged	2,020,122	90,562	14,579
7	No of orchard established	14,781	4,045	941
8	No of saplings raised	8,852,067	9,255	932
9	No of nurseries established	1,332	5,968	464
10	No of guidance/demonstration plots established	6,579	79,674	6,781
11	No of animals vaccinated	5,146,931	1,263,422	70,405
12	No of poultry chicks vaccinated	1,991,718	477,289	8,031
13	No of villages underwent soil testing	3,060	4,660	537
14	Units of agri-machinery supplied	539	2,694	524
15	No of workshop/field days in agriculture	6,486	142,461	15,755
16	No of workshop/field days in livestock	6,395	74,362	11,088
17	No of workshop/field days in poultry	1,047	35,838	2,554
18	Breed improvement bulls	673	691	671
19	No of workshop/field days in forestry	24,613	16,656	2,235
20	Urea Mineral Molasses Blocks	94,910	15,927	5,043
21	Bucket kit/Abairer kit	2,000	1,902	305
22	Mini Dam Established	397	2,004	264
23	Dug wells	1,902	3,367	1,380
24	Drip irrigation system	63	63	38
25	Ponds	590	2,717	411
26	Deworming a. Large animals	1,423,488	132,868	32,804
	b.Small animals	652,904	97,638	79,987
27	Artificial insemination containers arranged	2,724	1,950	321

#	Activities	Quantity	Households	COs
28	Biogas plant installed	470	437	246
29	Energy Efficient Stoves	1,567	1,845	377
30	E.M Fermenter	2	2	2
31	IPM Pest Control Card Distribution	30,565	1,628	494
32	Salt Model	28	28	26
33	Solar Geyser	160	160	57
34	Solar LED light units installed	3,120	3,583	348

AIP-CIMMYT Project - Agriculture Innovation Program (AIP) for Pakistan

Duration; October 15, 2014 to Sept 30, 2022
 Location/ Districts Sargodha, Rawalpindi, D.G Khan, R Yar Khan, Hyderabad, AJK and Mardan
 Total Budget; Rs. 50,382,998
 Funding Agency CIMMYT
 Implementation Agency; National Rural Support Programme

Objective: 8,000 farmers for improving wheat production, linking with market through 120 seeds and 40 fertilizer trials. Farmer's engagement and training for various aspects of wheat seeds.

Table 68: AIP-CIMMYT Project as of December-23

Activities	Project Targets Year 2022-23	Targets (As of Dec 23)	Achievements (As of Dec 23)	% Achievements (Overall)
Seed procurement	46.3	46.3	46.3	100%
seed production trials (block)	290	290	290	100%
ZT (Zero Till) technology on seed production blocks	10	10	10	100%
Formation of seed producer groups	29	29	30	100%
Member of farmer groups	445	445	450	100%
Farmer training events	58	58	15	26%
No of farmers	600	600	310	52%
Staff training events	2	2	1	50%
no of staff	26	26	20	77%
Exposure visit	8	8	3	38%
No of farmers n exposure visit	300	300	56	19%
Monitoring visits	26	20	38	100%
QPR	4	3	3	100%
PCR	1	0	0	
Seed flow survey	1	1	1	100%

ENRM Planning 2014-2022

Duration; July 1, 2014 to June 30, 2022
 Location/ Districts All NRSP's Programme Area
 Total Budget; Rs.
 Funding Agency National Rural Support Programme
 Implementation Agency; National Rural Support Programme

Table 69: ENRM Planning 2014-2022 as of December-23

Particulars	Planning for the year 2022-23	Targets (As of Dec 23)	Achievements (As of Dec 23)	% Achievements (Overall)
Interventions for Green & Clean environment				
Tree plantation through LSO/VO/CO	620,000	620,000	629,000	100%
Orchard established	100	100	80	80%
Provision new variety crop seed (KG)	2,000	2,000	46,000	100%
Demonstration plots	40	40	450	100%
seasonal Vegetable Seed packets for kitchen gardening	12,000	12,000	9,550	80%
off season cultivation intervention	-	-		
Productivity enhancement through resource management				
Climate smart interventions (UC based climate smart interventions for Livelihood Improvement)	2	2	2	100%
Agriculture conservation Water resource management & soil conservation through on farm trials / soil testing	200	200	150	75%
Poultry birds distribution to poor women	100	100		0%
Livestock productivity enhancement through extension services (vaccination & Deworming)	8,000	8,000	4,250	53%
Renewable Energy				
Renewable technology interventions for clean & green environment	50	50		0%
Biogas plants installed	-	-		
Energy Efficient stoves	-	-		
Solar lights project	-	-		
Technical support				
Farmers group strengthen for Agriculture innovation programme (village base seed banking , seed multiplication & linkage with Departments, Market, Research institutions)	10	10	10	100%
Provision of Agri inputs & Plantation to NRSP farms	5,000	5,000	3,500	70%
Technology transfer to farmers (Try and tested by research institutes)	5	5	5	100%
Field Days & Exposure visits				
Farmer field day & Exposure visits for Agriculture	20	20	31	100%
Tree plantation workshops	50	50	38	76%
Farmer field days and workshops for Livestock/poultry	30	30	18	60%
staff training regarding ENRM	2	2	2	100%
Monitoring of ENRM activities of all regions (follow-up/ assessment studies)	48	48	47	98%
Linkage development /MoU				
Linkages for CSA	5	5	3	60%
Linkages with line department	5	5	5	100%
Arid Agriculture university Extension services at door step	2	2	2	100%

Monitoring Evaluation and Research

The Monitoring, Evaluation and Research (MER) section is responsible for systematically documenting programme implementation and collecting the data that makes it possible to assess the impact and effectiveness of NRSP activities.

The Flow of Data

Quantitative data recording begins with the CO itself, which records all details of its activities, including its minutes, resolutions adopted, and Minutes, in a *Karwai* (proceedings) Register. The Field Units collect 'ground-level' data about every CO – the number of members, the savings they have accumulated, the training courses their members have taken, their NRM activities, the TBAs who have been trained, and the amount of micro-credit borrowed and repaid, and so on. Data collected in the Field Units flows in to the District Offices and then to the Regional offices, where it is verified and consolidated into a Monthly Progress Report (MPR). The Regional MPRs and the sectoral data (MEDP, HRD, PITD, SSS, and NRM) are consolidated into a single monthly Programme Update at the Head Office. Qualitative data is captured in case studies and assessment studies, which describe the impact of NRSP interventions on individuals and projects.

Pre-Project Analysis

The MER section prepares Project proposals that identify the activities relevant to the purpose and intended outcomes of the Project. The Situation Analysis is a useful tool to assess the development needs and potential of an area. A Situation Analysis makes it possible to identify relevant and feasible Project interventions for specific social, economic and/or environmental contexts. The data in the Situation Analysis also serves as a benchmark for evaluations, enabling us to measure rates of growth, how well we are meeting established targets, and so on.

Monitoring and Information Systems

Effective monitoring of the quantitative aspects of the mainstream NRSP Programme and the Projects is accomplished through MIS systems. These include MIS for Social Mobilization, PITD, HRD, Micro-credit, Micro-health insurance. The Monthly Progress Reports generated from these MIS provide the data for the monthly *Programme Update*. The Human Resource Development MIS, which makes it possible to track Regional training activities, has been extended into all the Regions. In a related activity, the training data recorded in Regional offices since NRSP's inception has been entered into the HRD regional MIS in every Region. This makes it possible to establish a computerized database which reaches back to the first ever training courses offered by IRM. With this in place, trend analysis, cost effectiveness studies, and gender-focused analysis become much simpler to accomplish. Other MIS databases developed include one for the GFATM (Insecticide Treated Nets) Project, and one for the relief activities.

Assessments and Evaluations

In NRSP Evaluation is done both externally and internally.

i. External Evaluations: These are done by external agencies and donors, which are for whole of the programme, region specific and / or for specific projects undertaken by NRSP. These studies include

- Assessing the Economic Impacts of NRSP's Micro credit Program in Bahawalpur by Sustainable Development Policy Institute – SDPI, 2009
- Impact and Portfolio Assessment of the Micro-credit Program in the NRSP's Dera Ghazi Khan (DGK) and Barani Village Development (BVD) Project by Sustainable Development Policy Institute – SDPI, 2009
- Impact Assessment of Sugarcane Productivity Enhancement Project conducted by an Independent Consultant (Mr. Mansoor Hasan Khan), 2006
- Post Project Evaluation Report of Community Based Disaster Risk Management Project by an Independent Consultant (Mr. Mansoor Hasan Khan), 2009
- End of Project Evaluation – Post Disaster Livelihoods Reconstruction Project by an independent Consultant (Mr. Zafar U Ahmed), 2008
- Interim Evaluation of NRSP by UNDP, 1998
- Impact Assessment of CPI by PPAF, 2002
- Community Schools Project Evaluation Study by Learning for Life
- *Community Organizations and Rural Development: Experience in Pakistan* by Mehmood Hassan Khan.

ii. **Internal Evaluation:** Internal evaluation is done through *Impact Studies* and *Social Audits*.

a) **Impact Studies**

These are conducted periodically to assess the impact of various sectoral or project level interventions undertaken. These impact studies are primarily conducted by MER professionals. Some recent impact assessment studies include:

- Impact evaluation study of repeat credit cases (Urban Poverty Alleviation Programme)
- Impact assessment survey of NRSP's credit operations in Vehari
- Assessment of Micro-enterprise Development - Credit Utilization
- The Impact of NRSP Credit on Maize Crop: A Case-Study in ICT
- Impact assessment of micro-credit intervention for poverty alleviation of ex-football-stitcher families (Sialkot)
- Impact assessment of micro-credit intervention in enterprise development (A case study of Sialkot Region)
- Impact studies of Peter Engine & land leveling
- Impact assessment study of cotton production technology training
- Utilization of vocational training & its impact in the Rawalakot Region
- Utilization of vocational training & its impact in the Turbat Region
- Case study on impact assessment of interventions undertaken by CO Alfalah (Islamabad Capital Territory)
- Case-study on impact assessment of interventions undertaken by CO Markazi ICT)
- Impact of NRSP Credit on Basmati Rice Production in Khushab
- Credit Utilization and Impact Analysis on Income in Sialkot

Southern Punjab Poverty Alleviation Project (SPPAP)

Donor: Government of Punjab

Duration: 23-Aug-13 to 31-Mar-21

Location: Bahawalpur, Bahawalnagar, Muzaffargarh, Dera Ghazi Khan, Bhakkar, Khushab, Mianwali, Layyah, Rahim Yar Khan and Rajanpur

Total Cost: 814,009,630

Objectives: Formation of 4,500 COs, 7,200 CO office bearers' vocational skills training, Need identification of 24,000 beneficiaries for Livestock Asset transfer. And Need identification of 1,232 Small Land Plots with small houses construction.

Table 72: Southern Punjab Poverty Alleviation Project (SPPAP), as of December, 2023

Activities	Total Targets FY 2023-24 (June-Dec)	Targets (As of Dec, 2023)	Achievements (As of Dec, 2023)	% Achievements (Overall)
Establishment of Community Organization (CO)	1,550	800	516	33%
CO Membership (Household coverage)*	23,250	12,000	11,019	47%
Community Management Skills Training (CMST)	3,100	1,600	47	2%
Community Organization Manager Conference (CMC)	50	-	-	0%
Village Organizations (VOs) formed	400	200	37	9%
Assets Need Identification of Small Ruminant	25,000	14,000	9,296	37%
Identification of Small Land Plot	1,000	400	283	28%
Identification and Initiation of Small Housing Unit	1,000	400	246	25%
Need Identification of Community Physical Infrastructure Schemes (CPIS)	200	80	47	24%
Need Identification of Community Service Providers (CSP)	150	40	-	0%
Need Identification of Vocational Training Participants	6,000	2,400	1,649	27%
Establishment of Community Food Bank	12	10	-	0%
No. of food bank beneficiaries (Revolving activity)	-	-	-	0%
Execution of CAERF (Revolving activity) - No. of loanees	-	-	45,288	0%

National Poverty Graduation Programme Sindh (NPGP)

Donor: PPAF

Duration: 20-Aug-19 to 31-Dec-23

Location: Badin, Sujawal and Thatta

Total Cost: 2,844,068,328

Objectives: "Outcome 1: Improved livelihoods, living conditions and income-generative capacities for poor households and the youth (with diversified assets for sustainability in moving up the poverty ladder),
Outcome 2: Women from ultra-poor and poor households experience higher levels of socio-economic empowerment and their families experience improved nutrition and food security,
Outcome 3: Target populations have improved access to financial services and investment opportunities,
Outcome 4: Strengthened dialogue and knowledge sharing on pro-poor (and climate resilient) poverty reduction policies, supported with evidence-based research"

Table 73: National Poverty Graduation Programme Sindh, as of December 2023

Description	Total Targets Sept,2020 to Dec, 2023)	Targets (As of Dec, 2023)	Achievements (As of Dec, 2023)	% Achievement (As of Dec, 2023)
Development of LIPs	9,800	6,031	6,366	100%
Tangible LIPs	8,860	5,452	6,257	100%
Intangible LIPs	940	578	109	19%
Asset Transfer	9,800	6,031	2,928	49%
Tangible Asset Transfer	8,860	5,452	2,928	54%
Intangible Asset Transfer	940	578	-	0%
Pilot Business Model	400	246	-	0%
Number of Models	4	2	-	0%
Training/Exposure of members of Shared Asset Business Models	40	25	-	0%
Professional BRPs/CRPs for Innovative Pilots/Business Models	192	118	-	0%
Trainings	21,256	13,081	1,042	8%
Functional Literacy and basic business	8,847	5,444	1,042	19%
No of Events	-	-	50	
Total Pax	-	-	1,042	
Basic Enterprise Development training	954	587	-	0%
Training of Interest Loan Recipients	11,455	7,049	-	0%
Revitalization/Formation of Village Organizations	184	113	121	100%
Number of new VOs formed	70	43	51	100%
Number of VOs revitalized	114	70	70	100%
Member Ship in VO	-	-	2,629	
Number of households having PSC 0-23 included in COs	-	-	1,371	
Total Household	56,041	34,487	8,704	25%
HH organized	-	-	8,287	
% of HH Organized	-	-	91%	
Accreditation /Certification of LSO	23	14	-	0%
Revitalization/Formation of Common Interest Groups (CIGs)	46	28	-	0%
Identification of CRPs	230	142	117	83%
Training of CRPs	222	137	117	86%
No. of EDT, Functional Literacy and business Management CRPs	46	28	46	100%
No. of NRM related CRPs	28	17	-	0%
No. of Health and nutrition CRPs	56	34	47	100%
No. of Climate change CRPs	23	14	24	100%
No. of Gender and Institutional CRPs	69	42	-	0%
No of Events	92	57	15	26%
No of Events	3,243	1,996	147	7%
No of Events	184	113	-	0%
No of Events	92	57	35	62%
Total Participants	-	-	2,246	
No of Events	92	57	-	0%
Linkages development and coordination development	115	71	-	0%
Annual PSC Survey	15,610	9,606	2,287	24%
PSC survey- Baseline for identification and validation of asset beneficiaries	17,715	10,902	14,580	100%

National Poverty Graduation Programme Punjab (NPGP)

Donor: PPAF
Duration: 20-Aug-19 to 31-Dec-23
Location: Dera Ghazi Khan, Jhang and Layyah
Total Cost: 2,709,915,372

Objectives: "Outcome 1: Improved livelihoods, living conditions and income-generative capacities for poor households and the youth (with diversified assets for sustainability in moving up the poverty ladder), Outcome 2: Women from ultra-poor and poor households experience higher levels of socio-economic empowerment and their families experience improved nutrition and food security, ' Outcome 3: Target populations have improved access to financial services and investment opportunities, Outcome 4: Strengthened dialogue and knowledge sharing on pro-poor (and climate resilient) poverty reduction policies, supported with evidence-based research"

Table 74: National Poverty Graduation Programme Punjab, as of December, 2023

Activities	Total Targets Aug-19 till Dec-23	Targets (As of December, 2023)	Achievements (As of December, 2023)	% Achievements (Overall)
PSC Baseline Survey by PO for the identified potential beneficiaries.	36,259	36,259	83,744	100%
Asset Transfer				
Development of LIPs	36,259	31,773	30,165	83%
Tangible Asset Transfer	32,633	29,395	28,261	87%
Intangible Asset Transfer	3,626	2,378	121	3%
Trainings				
Functional Literacy and basic business	32,633	29,395	27,751	85%
Basic Enterprise Development training	3,626	2,378	121	3%
Training of Interest Loan Recipients	32,675	6,002	5,494	17%
Social Mobilization				
Revitalization/Formation of Village Organizations	584	584	370	63%
Revitalization/Formation of Common Interest Groups (CIGs)	146	146	45	31%
Identification and training of CRPs	730	730	704	96%
Activities plan by CIs				
Campaigns on Health Nutrition/Gender/Sust. Envir./Peace Justice/SCR	1,314	900	734	56%
Community Trainings				
Community trainings on Climate Change resilience/mitigation	292	292	233	80%
Schools based disaster risk mngt trainings through specialists	292	220	-	0%
Sessions with HHs around nutrition	10,293	6,626	1,381	13%
Training of Vos around GALS	584	583	-	0%
Accreditation /Certification of LSO	73	73	-	0%
Youth engagement activities	292	220	72	25%
CIGs trainings	292	220	-	0%

Environment and Social Management Unit (ESMU)

The National Rural Support Programme (NRSP) is one of the largest non-governmental organizations in Pakistan. It has been following environmental social management safeguards proposed by donors, such as the World Bank, the European Union, Green Climate Fund, US Agency for International Development, GCF and KfW (German Development Bank), PPAF etc. With its increasing portfolio and outreach, especially in terms of being a financial intermediary, NRSP has decided to have its own Environmental, Social and Statutory Framework to provide guidance to its operations as well as executing entities for ensuring compliance of environmental, social and statutory safeguards. ESM guidelines of NRSP are inspired by the recently approved Environmental and Social Framework of the World Bank (2017) and builds upon the same safeguards and has frequently used terminologies, definitions and elaborations of the safeguards proposed by the World Bank. This adaptation of the World Bank work is thankfully acknowledged. The ESSF is in compliance with the national and provincial legal framework as well as international laws, conventions and treaties to which Pakistan is a signatory. It also benefits from best practices of the World Bank (WB), the Asian Development Bank (ADB), the International Finance Corporation (IFC) and the Green Climate Fund (GCF).

Environmental, social and statutory safeguards policy

NRSP firmly believes in environmentally, socially and fiducially responsible operations; hence, adopts global best practices and conforms to the national and provincial legal framework as well as international laws, conventions and treaties to which Pakistan is a signatory. Aiming at sustainable development of the people of Pakistan, especially in rural areas, and protecting them against any adverse environmental and/or social impacts accruing from its operations, NRSP will:

- Mobilise and enable communities in participatory, inclusive and voluntary manner to provide them an opportunity to organise for collective action to change their lives.
- Engage the relevant stakeholders, especially the beneficiaries and/or affected persons, following the free, prior and informed consent principle.
- Ensure compliance to environmental, social and statutory safeguards adhering to the relevant national and subnational legislation.
- Assess any potential adverse environmental and/or social impacts prior to design of any project or schemes to be financed through NRSP, or implemented by NRSP or its executing entities.
- Become resource efficient and avoid, minimise or mitigate (as per mitigation hierarchy) pollution occurring due to its operations.
- Never finance, plan, design and/or implement a project or scheme within the boundaries of critical habitats as well as legally protected and internationally recognised areas of high biodiversity and cultural values.
- Ensure that, under no circumstances, its projects or schemes result in involuntary resettlement of tenure right holders.
- Make its operations and interventions resilient to climate change and disasters.
- Ensure workers and communities safety through healthy workspace and practices across its operations.
- Develop and implement policy tools to avoid discrimination, exploitation, harassment, occupational hazards, conflict of interest, fraud and embezzlement, money laundering and support to terrorism.
- Be transparent, judicious and accountable in the realms of its operations under a corporate governance regime.
- Create awareness of environmental and social issues (within a local and global context), and mitigation measures amongst its staff, executing entities and communities it works with.
- This policy is applicable to staff, executing entities, consultants, contractors, vendors and any other individuals or corporate entities having any type of business interaction with NRSP. Duly approved by the Board of Directors, the policy will be implemented by the NRSP management through Environmental and Social Management Unit.

Environment and Social Management (ESM) Committee

The Programme Manager Physical Infrastructure and Technological Development (PITD) chairs the Committee with the Programme Managers of Human Resource Development, Social Sector Services, and Social Mobilization as its permanent members. The Committee may co-opt any staff as and when required. The Committee is custodian of NRSP's Environmental and Social Management Policies/ Procedures (whereas Statutory Policies/Procedures is the responsibility of relevant departments/ management). ESMC also

oversees the revision, if needed, and implementation of ESM. It meets on quarterly basis. The Regional General Manager chairs the Regional ESM Committee with at least one district manager, and one ESM Focal Person as its members. The RGM may co-opt any other member to the RESMC as and when required. The RESMC performs the devolved functions of the ESM Committee at Head Office, reports back to ESMC any issues, and seeks guidance.

Environmental and social management system

While adequate fiduciary compliance mechanisms are already in place, an environmental and social management system (ESMS) has been put in place to ensure effective compliance of environmental and social safeguards, in particular for the projects and/or schemes categorized as A or B. The implementation of ESM Policy and the ESMS is governed by the Environmental and Social Committee of NRSP, headed by the Programme Manager, PITD. The ESM Unit is primarily responsible for implementation of ESM Policy and ESMS with the support from ESM Focal Persons in the regional offices.

Following is progress update of ESM activities and compliances:

Description of Activities	Total current Progress	Progress as of Previous Quarter	Progress of Reporting Quarter
Environment and Social Management Screening of New Projects Initiated by NRSP	45	39	6
Environment and Social Reviews (ESR) carried out for Structural Interventions (CPIs etc)	6,975	6,189	786
Environment and Social Reviews (ESR) carried out for Non-Structural Interventions (LEP etc)	36,701	35,184	1,517
Monitoring Visits carried out to ensure ESM compliance	396	361	35
Meetings of Appraisal and Evaluation Committees carried out	57	51	6
ESM HO Committee meetings organized	12	11	1
RESM Committee meetings organized	103	95	8
Briefing to the senior level management at head office on ESM	2	2	
Organization of orientation/ trainings events for staff	3	2	1

Table 75: List of Ongoing Projects as of December 2023

S.No.	Project Name	Budget	Start Date	End Date	Funding Source	Region	Sector
1	Prime Minister Interest Free Loan Scheme	502,665,645	1-Jul-14	31-Dec-23	Pakistan Poverty Alleviation Fund	Dera Ghazi Khan, Hyderabad and Sargodha	MEDP
2	SM Integrated WISE Programme	16,225,500	1-Jul-19	30-Jun-24	National Rural Support Programme	Hyderabad & Bahawalpur	SSS
3	New School Programme - PEF (600)	226,191,555	1-Apr-15	30-Jun-24	Punjab Education Foundation	Bahawalpur and Sargodha	SSS
4	Punjab Education Foundation – Public School Support Program Combined phases of codes (601)	710,597,980	2-Feb-17	30-Jun-24	Punjab Education Foundation	Bahawalpur, Rahim Yar Khan & Sargodha	SSS
5	NRSP Artificial Limbs Rehabilitation Center	147,091,204	1-Jul-11	30-Jun-24	National Rural Support Programme	Azad Jammu Kashmir	SSS
6	ENRM Planning 2014-2024	54,523,006	1-Jul-14	30-Jun-24	National Rural Support Programme	All Regions	ENRM
7	Adolescent and Adult Learning and Training Program (AALTP)	47,215,129	14-Apr-17	30-Mar-27	Sindh Education Foundation	Hyderabad	SSS
8	DFID - Delivering Accelerated Family Planning in Pakistan	222,990,202	15-Dec-17	31-Jan-24	Rural Support Programmes Network	Bahawalpur, Mardan and Rahim Yar Khan	SSS
9	Child Labour Surveys in Balochistan	2,227,510	1-Oct-17	31-Dec-23	Centre for Evaluation and Development, Mannheim	Head Office	MER
10	Child Labour Surveys in Gilgit Baltistan	2,227,510	1-Oct-17	31-Dec-23	Centre for Evaluation and Development, Mannheim	Head Office	MER
11	Child Labour Surveys in Khyber Pakhtunkhwa	2,227,510	1-Oct-17	31-Dec-23	Centre for Evaluation and Development, Mannheim	Head Office	MER
12	Southern Punjab Poverty Alleviation Project (SPPAP)	2,703,161,200	23-Aug-13	31-Mar-28	Government of Punjab	Bahawalpur, Rahim Yar Khan & Sargodha	RGM Bahawalpur
13	Expanding Support to Malaria Control Interventions in High Priority Districts of Pakistan	1,068,632,816	1-Sep-11	31-Dec-23	Directorate of Malaria Control	Turbat & Hyderabad	SSS
14	National Poverty Graduation Programme Punjab	2,709,915,372	20-Aug-19	31-Dec-23	Pakistan Poverty Alleviation Fund	Dera Ghazi Khan and Sargodha	RGM Dera Ghazi Khan
15	National Poverty Graduation Programme Sindh	2,844,068,328	20-Aug-19	31-Dec-23	Pakistan Poverty Alleviation Fund	Hyderabad	RGM Hyderabad
16	National Poverty Graduation Programme Balochistan	803,555,100	28-Sep-20	31-Dec-23	Pakistan Poverty Alleviation Fund	Turbat	RGM Turbat
17	Agricultural Research Program in Pakistan	-	2-Jun-14	1-Jun-24	Pakistan Agricultural Research Council	All Regions	ENRM
18	Implementing the Access to Energy Phase-II 2021 Social Investment Programme in South Punjab	12,589,082	24-Aug-21	23-Feb-24	Shell Pakistan Limited	Bahawalpur	SHPP / HRD
19	Punjab Human Capital Investment Project (PHCIP)- Economic Inclusion (EI) package 1	144,381,481	21-Jul-21	30-Jun-24	Institute of Rural Management	Bahawalpur	RGM Bahawalpur
20	Punjab Human Capital Investment Project (PHCIP)- Economic Inclusion (EI) package 2	141,638,281	21-Jul-21	30-Jun-24	Institute of Rural Management	Bahawalpue and Rahimyar Khan	RGM Bahawalpur
21	Sustainable Energy and Economic Development (Technical support to Climate Resourcing Coordination Cell (CRCC-Unit) Planning Commission of Pakistan	415,348,525	1-Dec-21	30-Nov-24	Foreign, Common Wealth and Development Office (FCDO)	Nationwide	MER
22	Koh-e-Suleman Improvement Project	77,695,000	20-Jan-22	31-Dec-25	Government of Punjab	Bahawalpur	RGM Bahawalpur
23	RSPN-BEP (Body, Energy & Protein) Pakistan Rural Market Test	62,153,880	1-Jan-22	31-Dec-23	Rural Support Programmes Network	Bahawalpur	SHPP / HRD
24	Innovative Mechanism for efficient Water management in AMANPUR, Attock (Karandaz ICF-Green)	57,880,000	2-Feb-22	30-Jun-24	Karandaaz	Rawalpindi	RGM-Rawalpindi
25	Prime Minister Interest Free Loan Program (PM-IFL-2)	356,362,500	1-Jan-20	31-Dec-23	Pakistan Poverty Alleviation Fund	Bahawalpur, Sargodha, Hyderabad	MEDP
26	The GCF Readiness and Preparatory Support Programme: Strengthening NRSP and pipeline development in Pakistan	79,757,403	7-Jun-22	6-Jun-24	United Nations Office for Project Services (UNOPS)	Nationwide	MER
27	Engro (Artificial Limbs Rehabilitation Centre)	40,723,062	4-Jan-21	31-Dec-24	Angro Fertilizers Limited	Rahim Yar Khan	SSS
28	Gwadar Lasbela Livelihoods Support Project-Phase II (GLLSP-II)	209,342,000	16-May-22	28-Feb-27	Government of Balochistan	Turbat	RGM Turbat
29	Punjab Human Capital Investment Programme-PHCIP-3	4,571,690,674	6-Nov-23	30-Jun-25	Institute of Rural Management	Bahawalpur	
30	Uncovering the pathway from social determinants of health to cognitive impairment and dementia in rural Pakistan	5,043,136	1-Jan-22	31-Dec-24	The Washington University	Bahawalpur, Rahim Yar Khan & Hyderabad	SSS

S.No.	Project Name	Budget	Start Date	End Date	Funding Source	Region	Sector
31	Humanitarian Support in the country by providing water carrying H2O (Help to Others) wheels in different areas of Pakistan, specifically South Punjab	442,800	26-Dec-22	31-Dec-23	Tayyaba Welfare International Organization	Bahawalpur	SSS
32	Sindh People Housing for Flood Affectees (SPHF)	3,161,401,250	8-Feb-23	8-Aug-25	Government of Sindh	Hyderabad	RGM Hyderabad
33	Prime Minister's Youth Business & Agriculture Loan Scheme (PMYB&ALS)	400,000,000	27-Jan-23	30-Jun-24	Bank of Punjab		MEDP
34	AAWAZ II Pakistan – (Inclusion, Accountability and Reducing Exploitation) (Phase-II)	58,264,654	27-Feb-23	31-Mar-24	British Council	Sargodha & Mardan	SSS
35	Access to renewable energy: Micro-Finance for small businesses and micro enterprises in Pakistan	12,687,367	1-Feb-23	31-Aug-24	Center for Development and Evaluation Pakistan	Sargodha, Rahimyar Khan, Bahawalpur, Lahore	MEDP
36	Conflict Sensitive Early Recovery Support to Flood Affected Communities	207,729,475	24-Feb-23	30-Jul-24	Save the Children	Hyderabad	SHPP / HRD
37	The Agency Fund-CHWs vs Phone casts for Child Growth in Pakistan	8,674,136	1-Mar-23	30-Apr-24	Rural Support Programmes Network	Hyderabad	RGM Hyderabad
38	Bringing children back to school in most flood affected districts of Khyber Pakhtunkhwa and Southern Punjab	364,734,979	1-Jan-23	31-Dec-24	Rural Support Programmes Network	Bahawalpur & Khyber Pakhtoon Khuwa	SSS
39	Improved Cookstove (ICS) project	3,630,000	18-Apr-23	18-Apr-26	SKP Carbon		MER
40	Internet Dost and Internet Zabardast	141,500,000	1-Jul-23	31-Jul-25	Tides Foundation		SHPP / HRD
41	Digital Hub and Women Strivers Project in Haripur through Digital and Life skills Training	4,360,000	1-May-23	30-Apr-24	Pakistan Poverty Alleviation Fund	Rawalpindi	SHPP / HRD
42	Sindh Flood Emergency Rehabilitation Program (SFERP)	573,865,589	3-Aug-23	30-Jan-25	Government of Sindh	Hyderabad	RGM Hyderabad
43	Breaking Barriers and building bridges: Academic Leadership, Inclusivity, and Diversity in Climate Interventions through Engagemnet with US Minority serving institutions and Pakistani Women's University	229,536,000	28-Sep-23	28-Jun-24	USAID	Head Office	HRD
44	Promoting economic development in the marginalized segments of the society and empowering women in Pakistan through financial Inclusion	3,600,000	25-Sep-23	25-Aug-25	LUMS		MEDP
45	Can you hear me now	14,735,978	1-Aug-23	30-May-24	Center for Economic Research in Pakistan		SSS
46	Improving learning outcomes in Afghanistan and Pakistan in the midst of COVID-19 through Community based system dynamics and project based learning	11,890,000	27-Oct-22	26-Oct-24	The Washington University	Bahawalpur, Rahimyar Khan & Hyderabad	MER
47	Pakistan Youth Leadership Initiative (PYLI)	7,456,000	1-Jan-24	31-Dec-25	British Council	Mardan	SSS

Table 76: District Wise Programme Coverage

District	SM	Credit (MEDP+UPAP)	Project Code	Donor	Project
Islamabad	SM	MEDP+UPAP	582	NRSP	SM Integrated WISE Programme 2019-2020
Attock	SM	MEDP	NA	Government of Punjab	E – Agricultural financing to the small landholders
Bahawalnagar	SM	-	389 & 394	Punjab Education Foundation	New School Programme – PEF
			400	NRSP	Community Investment Fund
			461	Punjab Education Foundation	Punjab Education Foundation – Public School Support Program (Phase - I)
			482	Punjab Education Foundation	Punjab Education Foundation – Public School Support Program (Phase - II)
			495	Punjab Education Foundation	Punjab Education Foundation – Public School Support Program (Phase - III)
			509	Brooke Pakistan	Improved welfare of working equine animals in selected communities III
			543	British Council	ILMPOSSIBLE Take a Child to School
			548	Washington University	Strengthening schools accountability mechanisms through participation: Addressing education quality
			582	NRSP	SM Integrated WISE Programme 2019-2020
			292	Government of Punjab	Southern Punjab Poverty Alleviation Project (SPPAP)
Bahawalpur	SM	-	400	NRSP	Community Investment Fund
			285	NRSP	Provision of Mother and Child Health Services through continuation of support for Local Support Organizations for (LHVs)
			550	Shell Pakistan Limited	Programme for restoration of livelihoods of Ramzan Joiya and Gullar Lar affected communities of District Bahawalpur
			461	Punjab Education Foundation	Punjab Education Foundation – Public School Support Program (Phase - I)
			482	Punjab Education Foundation	Punjab Education Foundation – Public School Support Program (Phase - II)
			495	Punjab Education Foundation	Punjab Education Foundation – Public School Support Program (Phase -III)
			582	NRSP	SM Integrated WISE Programme 2019-2020
			543	British Council	ILMPOSSIBLE Take a Child to School
			292	Government of Punjab	Southern Punjab Poverty Alleviation Project (SPPAP)
			566	World Bank	Health and Nutrition Cash Transfer (H&N – CCT)
			567	UNESCO	Support to National Capacity Building to realize Girl's Right to Education in Punjab and Gilgit Baltistan
			285	NRSP	Provision of Mother and Child Health Services through continuation of support for Local Support Organizations for (LHVs)
			Bhakkar	SM	MEDP
NA	Government of Punjab	E – Agricultural financing to the small landholders			
292	Government of Punjab	Southern Punjab Poverty Alleviation Project (SPPAP)			
582	NRSP	SM Integrated WISE Programme 2019-2020			
NA	Government of Punjab	E – Agricultural financing to the small landholders			
Chakwal	SM	MEDP	358	CIMMYT	Wheat Seed Production Program - Agricultural Innovation Program
			571	Punjab Skills Development Fund	Women Training in Livestock Management
			583	State Life Insurance	Sehat Sahulat Program Insurance in RWP
			NA	Government of Punjab	E – Agricultural financing to the small landholders
Chiniot	-	MEDP	358	CIMMYT	Wheat Seed Production Program - Agricultural Innovation Program
			389 & 394	Punjab Education Foundation	New School Programme – PEF
Dera Ghazi Khan	SM	MEDP	400	NRSP	Community Investment Fund
			285	NRSP	Provision of Mother and Child Health Services through continuation of support for Local Support Organizations for (LHVs)
			358	CIMMYT	Wheat Seed Production Program - Agricultural Innovation Program
			389 & 394	Punjab Education Foundation	New School Programme – PEF
			461	Punjab Education Foundation	Punjab Education Foundation – Public School Support Program (Phase - I)
			482	Punjab Education Foundation	Punjab Education Foundation – Public School Support Program (Phase - II)
			495	Punjab Education Foundation	Punjab Education Foundation – Public School Support Program (Phase - III)
			359	Government of Punjab	Tribal Area Development Project (TADP-D.G.Khan)
			NA	Government of Punjab	E – Agricultural financing to the small landholders
			292	Government of Punjab	Southern Punjab Poverty Alleviation Project (SPPAP)
			582	NRSP	SM Integrated WISE Programme 2019-2020
589	PPAF	National Poverty Graduation Programme Punjab			
Faisalabad	-	MEDP+UPAP	NA	Government of Punjab	E – Agricultural financing to the small landholders

District	SM	Credit (MEDP+UPAP)	Project Code	Donor	Project
			588	Water Aid	Improved Water, Sanitation and Hygiene (WASH Services to reduce WASH borne diseases
Gujranwala	-	MEDP+UPAP	NA	Government of Punjab	E – Agricultural financing to the small landholders
Gujrat	-	MEDP	NA	Government of Punjab	E – Agricultural financing to the small landholders
Hafizabad	SM	MEDP+UPAP	NA	Government of Punjab	E – Agricultural financing to the small landholders
			588	Water Aid	Improved Water, Sanitation and Hygiene (WASH Services to reduce WASH borne diseases
Jhang	-	MEDP+UPAP	549	RSPN	Implementation of Waseela e Taleem Programme in Punjab, KPK, AJK
			358	CIMMYT	Wheat Seed Production Program - Agricultural Innovation Program
			NA	Government of Punjab	E – Agricultural financing to the small landholders
			589	PPAF	National Poverty Graduation Programme Punjab
Jhelum	SM	MEDP	NA	Government of Punjab	E – Agricultural financing to the small landholders
			358	CIMMYT	Wheat Seed Production Program - Agricultural Innovation Program
			583	State Life Insurance	Sehat Sahulat Program Insurance in RWP
Kasur	-	UPAP	-	-	-
Khanewal	-	UPAP	-	-	-
			389 & 394	Punjab Education Foundation	New School Programme – PEF
			285	NRSP	Provision of Mother and Child Health Services through continuation of support for Local Support Organizations for (LHVs)
			358	CIMMYT	Wheat Seed Production Program - Agricultural Innovation Program
			582	NRSP	SM Integrated WISE Programme 2019-2020
			461	Punjab Education Foundation	Punjab Education Foundation – Public School Support Program (Phase - I)
			482	Punjab Education Foundation	Punjab Education Foundation – Public School Support Program (Phase - II)
			495	Punjab Education Foundation	Punjab Education Foundation – Public School Support Program (Phase - III)
			NA	Government of Punjab	E – Agricultural financing to the small landholders
			292	Government of Punjab	Southern Punjab Poverty Alleviation Project (SPPAP)
			571	Punjab Skills Development Fund	Women Training in Livestock Management
Lahore	-	UPAP	-	-	-
			292	Government of Punjab	Southern Punjab Poverty Alleviation Project (SPPAP)
Layyah	SM	MEDP	NA	Government of Punjab	E – Agricultural financing to the small landholders
			569	GIZ	Market development for quality certified off-grid solar PV products for electrification in off-grid rural areas
			589	PPAF	National Poverty Graduation Programme Punjab
Lodhran	-	-	543	British Council	ILMPOSSIBLE Take a Child to School
Mandi Bahauddin	SM	MEDP	NA	Government of Punjab	E – Agricultural financing to the small landholders
			358	CIMMYT	Wheat Seed Production Program - Agricultural Innovation Program
			582	NRSP	SM Integrated WISE Programme 2019-2020
			NA	Government of Punjab	E – Agricultural financing to the small landholders
			292	Government of Punjab	Southern Punjab Poverty Alleviation Project (SPPAP)
			358	CIMMYT	Wheat Seed Production Program - Agricultural Innovation Program
			461	Punjab Education Foundation	Punjab Education Foundation – Public School Support Program (Phase - I)
			482	Punjab Education Foundation	Punjab Education Foundation – Public School Support Program (Phase -II)
			495	Punjab Education Foundation	Punjab Education Foundation – Public School Support Program (Phase - III)
Multan	-	UPAP	-	-	-
			549	RSPN	Implementation of Waseela e Taleem Programme in Punjab, KPK, AJK
			292	Government of Punjab	Southern Punjab Poverty Alleviation Project (SPPAP)
Muzaffargarh	SM	MEDP+UPAP	566	World Bank	Health and Nutrition Cash Transfer (H&N – CCT)
			569	GIZ	Market development for quality certified off-grid solar PV products for electrification in off-grid rural areas
			NA	Government of Punjab	E – Agricultural financing to the small landholders
Nankana	-	MEDP+UPAP	NA	Government of Punjab	E – Agricultural financing to the small landholders
Narowal	-	MEDP+UPAP	NA	Government of Punjab	E – Agricultural financing to the small landholders
			NA	Government of Punjab	E – Agricultural financing to the small landholders
Okara	-	MEDP	582	NRSP	SM Integrated WISE Programme 2019-2020
Pakpattan	-	-	NA	Government of Punjab	E – Agricultural financing to the small landholders

District	SM	Credit (MEDP+UPAP)	Project Code	Donor	Project
Rahim Yar Khan	SM	MEDP	582	NRSP	SM Integrated WISE Programme 2019-2020
			358	CIMMYT	Wheat Seed Production Program - Agricultural Innovation Program
			461	Punjab Education Foundation	Punjab Education Foundation – Public School Support Program (Phase - I)
			482	Punjab Education Foundation	Punjab Education Foundation – Public School Support Program (Phase - II)
			495	Punjab Education Foundation	Punjab Education Foundation – Public School Support Program (Phase - III)
			NA	Government of Punjab	E – Agricultural financing to the small landholders
			538	RSPN	DFID - Delivering Accelerated Family Planning in Pakistan
			292	Government of Punjab	Southern Punjab Poverty Alleviation Project (SPPAP)
			548	Washington University	Strengthening schools accountability mechanisms through participation: Addressing education quality
Rajanpur	SM	MEDP	400	NRSP	Community Investment Fund
			285	NRSP	Provision of Mother and Child Health Services through continuation of support for Local Support Organizations for (LHVs)
			358	CIMMYT	Wheat Seed Production Program - Agricultural Innovation Program
			461	Punjab Education Foundation	Punjab Education Foundation – Public School Support Program (Phase - I)
			482	Punjab Education Foundation	Punjab Education Foundation – Public School Support Program (Phase - II)
			495	Punjab Education Foundation	Punjab Education Foundation – Public School Support Program (Phase - III)
			359	Government of Punjab	Tribal Area Development Project (TADP-D.G.Khan)
			NA	Government of Punjab	E – Agricultural financing to the small landholders
			543	British Council	ILMPOSSIBLE Take a Child to School
			549	RSPN	Implementation of Waseela e Taleem Programme in Punjab, KPK, AJK
			292	Government of Punjab	Southern Punjab Poverty Alleviation Project (SPPAP)
			569	GIZ	Market development for quality certified off-grid solar PV products for electrification in off-grid rural areas
			582	NRSP	SM Integrated WISE Programme 2019-2020
			575	NRSP	Increasing Resilience of Agricultural systems to climatic variability both in the short and long term future
			Rawalpindi	SM	MEDP+UPAP
NA	Government of Punjab	E – Agricultural financing to the small landholders			
NA	Government of Punjab	E – Agricultural financing to the small landholders			
Sahiwal	-	MEDP	588	WaterAid	Improved Water, Sanitation and Hygiene (WASH) Services to reduce WASH borne diseases specifically Diarrhea through integrated programming and achieving ODF environment
Sargodha	SM	MEDP+UPAP	358	CIMMYT	Wheat Seed Production Program - Agricultural Innovation Program
			NA	Government of Punjab	E – Agricultural financing to the small landholders
			509	Brooke Pakistan	Improved welfare of working equine animals in selected communities III
			545 - 556	NRSP	Crop Productivity Enhancement through extension services and Linkage Development
			592	NRSP	Conduction of Training on Culinary Arts along with Employment
Sheikhupura	-	MEDP	NA	Government of Punjab	E – Agricultural financing to the small landholders
Sialkot	-	MEDP	NA	Government of Punjab	E – Agricultural financing to the small landholders
Toba Tek Singh	-	MEDP	NA	Government of Punjab	E – Agricultural financing to the small landholders
Vehari	-	-	461	Punjab Education Foundation	Punjab Education Foundation – Public School Support Program (Phase - I)
			482	Punjab Education Foundation	Punjab Education Foundation – Public School Support Program (Phase - II)
			495	Punjab Education Foundation	Punjab Education Foundation – Public School Support Program (Phase - III)
			543	British Council	ILMPOSSIBLE Take a Child to School
			548	Washington University	Strengthening schools accountability mechanisms through participation: Addressing education quality
Badin	SM	-	202	DMC	Expanding Support to Malaria Control Interventions in High Priority Districts of Pakistan 2018
			570	RSPN	Cluster 6 (Lower Sindh and Lower Balochistan) Nationwide Rollout of National Socio Economic Registry Update
			569	GIZ	Market development for quality certified off-grid solar PV products for electrification in off-grid rural areas
			358	CIMMYT	Wheat Seed Production Program - Agricultural Innovation Program
			590	PPAF	National Poverty Graduation Programme Sindh
Hyderabad	SM	MEDP	358	CIMMYT	Wheat Seed Production Program - Agricultural Innovation Program
			570	RSPN	Cluster 6 (Lower Sindh and Lower Balochistan) Nationwide Rollout of National Socio Economic Registry Update
Jamshoro	-	MEDP	-	-	-
Karachi	-	UPAP	-	-	-

District	SM	Credit (MEDP+UPAP)	Project Code	Donor	Project
Matiari	SM	MEDP	508	Sindh Education Foundation	Adolescent and Adult Learning and Training Program (AALTP)
			570	RSPN	Cluster 6 (Lower Sindh and Lower Balochistan) Nationwide Rollout of National Socio Economic Registry Update
Mirpurkhas	SM	MEDP	575	NRSP	Increasing Resilience of Agricultural systems to climatic variability both in the short and long term future
			358	CIMMYT	Wheat Seed Production Program - Agricultural Innovation Program
			569	GIZ	Market development for quality certified off-grid solar PV products for electrification in off-grid rural areas
Nawabshah	-	MEDP	-	-	-
Sanghar	-	MEDP	-	-	-
Sujawal	SM	-	460	European Union	Sindh Union Council and Community Economic Strengthening Support (SUCCESS) Programme
			202	DMC	Expanding Support to Malaria Control Interventions in High Priority Districts of Pakistan 2018
			551	RSPN	Implementation of the Nutrition-Sensitive Component of the Programme for Improved Nutrition in Sindh (PINS)
			569	GIZ	Market development for quality certified off-grid solar PV products for electrification in off-grid rural areas
			590	PPAF	National Poverty Graduation Programme Sindh
Tando Allah Yar	SM	MEDP	460	European Union	Sindh Union Council and Community Economic Strengthening Support (SUCCESS) Programme
			508	Sindh Education Foundation	Adolescent and Adult Learning and Training Program (AALTP)
			551	RSPN	Implementation of the Nutrition-Sensitive Component of the Programme for Improved Nutrition in Sindh (PINS)
			570	RSPN	Cluster 6 (Lower Sindh and Lower Balochistan) Nationwide Rollout of National Socio Economic Registry Update
			358	CIMMYT	Wheat Seed Production Program - Agricultural Innovation Program
			582	NRSP	SM Integrated WISE Programme 2019-2020
Tando Muhammad Khan	SM	MEDP	358	CIMMYT	Wheat Seed Production Program - Agricultural Innovation Program
			460	European Union	Sindh Union Council and Community Economic Strengthening Support (SUCCESS) Programme
			582	NRSP	SM Integrated WISE Programme 2019-2020
			202	DMC	Expanding Support to Malaria Control Interventions in High Priority Districts of Pakistan 2018
			551	RSPN	Implementation of the Nutrition-Sensitive Component of the Programme for Improved Nutrition in Sindh (PINS)
			569	GIZ	Market development for quality certified off-grid solar PV products for electrification in off-grid rural areas
			570	RSPN	Cluster 6 (Lower Sindh and Lower Balochistan) Nationwide Rollout of National Socio Economic Registry Update
			358	CIMMYT	Wheat Seed Production Program - Agricultural Innovation Program
Thatta	SM	MEDP	507	Water Aid	Promoting Sustainable WASH Services at Scale
			202	DMC	Expanding Support to Malaria Control Interventions in High Priority Districts of Pakistan 2018
			551	RSPN	Implementation of the Nutrition-Sensitive Component of the Programme for Improved Nutrition in Sindh (PINS)
			569	GIZ	Market development for quality certified off-grid solar PV products for electrification in off-grid rural areas
			577	Sughar Empowerment Society	Sughar Women's Learning and Skills Development Project
			590	PPAF	National Poverty Graduation Programme Sindh
			202	DMC	Expanding Support to Malaria Control Interventions in High Priority Districts of Pakistan 2018
Umerkot	SM	MEDP	358	CIMMYT	Wheat Seed Production Program - Agricultural Innovation Program
			569	GIZ	Market development for quality certified off-grid solar PV products for electrification in off-grid rural areas
			554, 565, 568, 579	PPAF	KfW Funded "Livelihood Support and Promotion of Small Community Infrastructure Program (LACIP-II)" in Khyber Pakhtunkhwa
Buner	SM	-	400	NRSP	Community Investment Fund
Charsadda	SM	-	560	State Life Insurance	Sehat Sahulat Program Insurance (2018 – 2020)
Chitral	-	-	560	State Life Insurance	Sehat Sahulat Program Insurance (2018 – 2020)
Kohat	-	-	560	State Life Insurance	Sehat Sahulat Program Insurance (2018 – 2020)
Malakand	SM	-	582	NRSP	SM Integrated WISE Programme 2019-2020
			400	NRSP	Community Investment Fund
Mardan	SM	-	549	RSPN	Implementation of Waseela e Taleem Programme in Punjab, KPK, AJK
			538	RSPN	DFID - Delivering Accelerated Family Planning in Pakistan
			560	State Life Insurance	Sehat Sahulat Program Insurance (2018 – 2020)
			400	NRSP	Community Investment Fund
Nowshera	SM	-	400	NRSP	Community Investment Fund
Swabi	SM	-	538	RSPN	DFID - Delivering Accelerated Family Planning in Pakistan
			400	NRSP	Community Investment Fund
Swat	SM	-	400	NRSP	Community Investment Fund

District	SM	Credit (MEDP+UPAP)	Project Code	Donor	Project
Awaran	SM	-	518-527	PPAF	Government of Italy's Facility-Programme for Poverty Reduction
			202	DMC	Expanding Support to Malaria Control Interventions in High Priority Districts of Pakistan 2018
			570	RSPN	Cluster 6 (Lower Sindh and Lower Balochistan) Nationwide Rollout of National Socio Economic Registry Update
			593	NRSP	NRSP Bridge fund for PPAF - Gov of Italy Funded four districts
Gwadar	SM	-	518-527	PPAF	Government of Italy's Facility-Programme for Poverty Reduction
			559	UNICEF	Improving access to water and sanitation for communities and children in schools, in UCs Gaddor, Kannar, Sakran of Municipal Committee Bela and Uthal District Lasbella, Union Council Surbandar District Gwadar, Balochistan
			570	RSPN	Cluster 6 (Lower Sindh and Lower Balochistan) Nationwide Rollout of National Socio Economic Registry Update
			202	DMC	Expanding Support to Malaria Control Interventions in High Priority Districts of Pakistan 2018
Kech	SM	-	593	NRSP	NRSP Bridge fund for PPAF - Gov of Italy Funded four districts
			518-527	PPAF	Government of Italy's Facility-Programme for Poverty Reduction
			512	European Union	Balochistan Rural Development Community Empowerment Programme (BRACE)
			202	DMC	Expanding Support to Malaria Control Interventions in High Priority Districts of Pakistan 2018
Lasbela	SM	-	582	NRSP	SM Integrated WISE Programme 2019-2020
			593	NRSP	NRSP Bridge fund for PPAF - Gov of Italy Funded four districts
			325	Govt. of Balochistan	Gawadar Lasbella Livelihood Support Project (GLLSP)
			559	UNICEF	Improving access to water and sanitation for communities and children in schools, in UCs Gaddor, Kannar, Sakran of Municipal Committee Bela and Uthal District Lasbella, Union Council Surbandar District Gwadar, Balochistan
Panjgoor	SM	-	202	DMC	Expanding Support to Malaria Control Interventions in High Priority Districts of Pakistan 2018
			570	RSPN	Cluster 6 (Lower Sindh and Lower Balochistan) Nationwide Rollout of National Socio Economic Registry Update
			593	NRSP	NRSP Bridge fund for PPAF - Gov of Italy Funded four districts
			518-527	PPAF	Government of Italy's Facility-Programme for Poverty Reduction
Bagh	SM	MEDP	581	State Life Insurance	Sehat Sahulat Program Insurance in AJK
			400	NRSP	Community Investment Fund
Bhimber	SM	MEDP	581	State Life Insurance	Sehat Sahulat Program Insurance in AJK
			549	RSPN	Implementation of Waseela e Taleem Programme in Punjab, KPK, AJK
Forward Kahuta/Haveli	SM	MEDP	400	NRSP	Community Investment Fund
			400	NRSP	Community Investment Fund
Hattian Bala	SM	MEDP	582	NRSP	SM Integrated WISE Programme 2019-2020
			581	State Life Insurance	Sehat Sahulat Program Insurance in AJK
Kotli	SM	MEDP	400	NRSP	Community Investment Fund
			581	State Life Insurance	Sehat Sahulat Program Insurance in AJK
Mirpur	SM	MEDP	582	NRSP	SM Integrated WISE Programme 2019-2020
			400	NRSP	Community Investment Fund
Muzaffarabd	SM	MEDP	581	State Life Insurance	Sehat Sahulat Program Insurance in AJK
			400	NRSP	Community Investment Fund
Sudhnoti	SM	MEDP	549	RSPN	Implementation of Waseela e Taleem Programme in Punjab, KPK, AJK
			400	NRSP	Community Investment Fund
Neelum	SM	MEDP	576	NRSP	Sehat Sahulat Program Insurance in AJK
			582	NRSP	SM Integrated WISE Programme 2019-2020
Poonch	SM	MEDP	400	NRSP	Community Investment Fund

Board of Directors

Mr. Shoaib Sultan Khan, Chairman

Ms. Kishwar Naheed

Dr. Pervaiz Tahir

Mr. Arif Ahmed Khan

Dr. Shahida Jaffrey

Mr. Muzzafar Mahmood Qureshi

Mr. Muzaffar Uddin

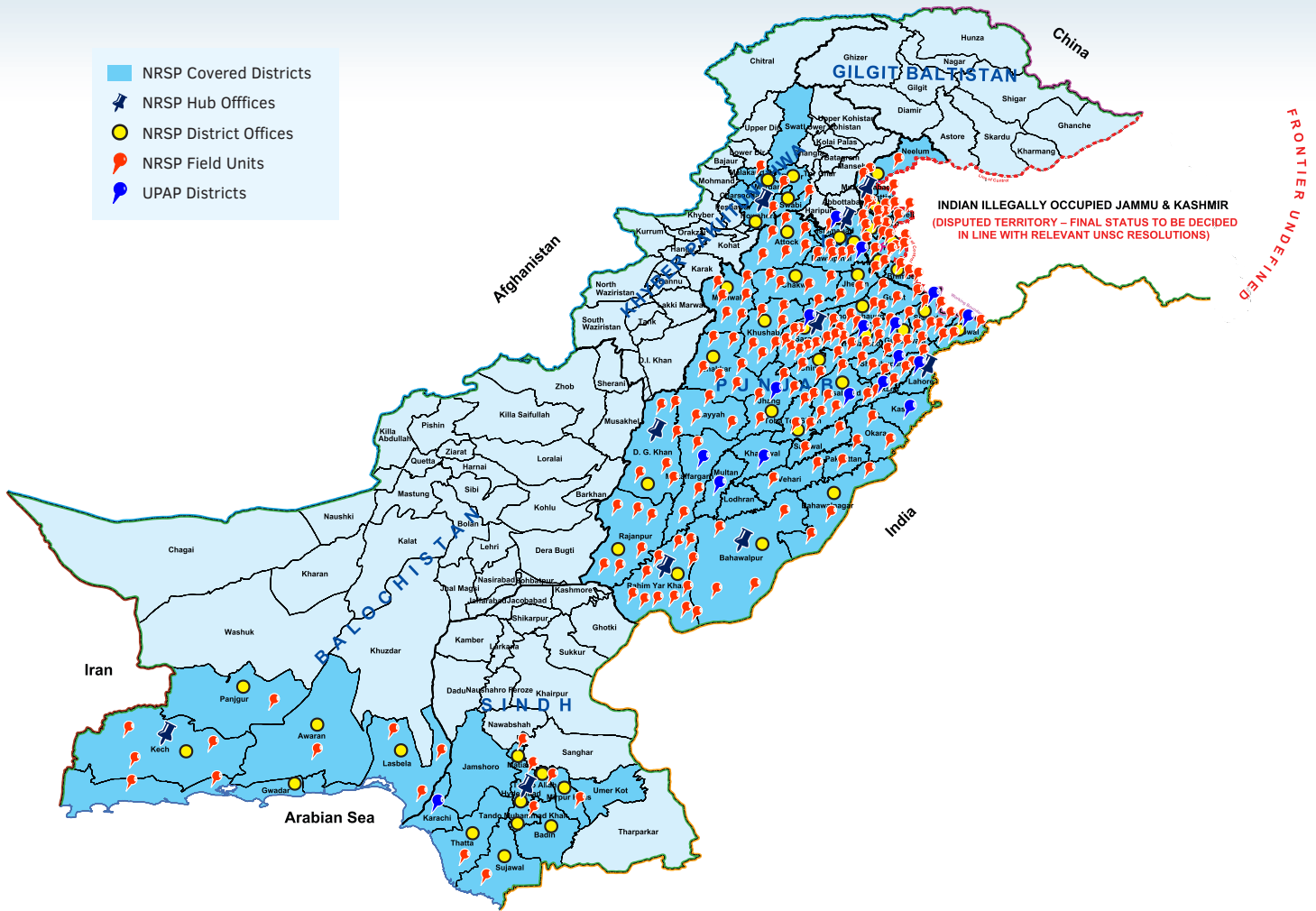
Ex-Officio Directors

Secretary Finance, Government of Pakistan, Islamabad

Secretary Economic Affairs Division, Government of Pakistan, Islamabad

Secretary Ministry of Planning, Development & Special Initiatives, Islamabad

Dr. Rashid Bajwa, CEO



NRSP Regional Offices

RAWALPINDI

NRSP Compound, Near Uswa College, Japan Road, Sihala, Islamabad.
Tel: 051-5159636-37

RAHIM YAR KHAN

Bunglow No. 3, JDW Sugar Mills Colony, Tehsil Sadiqabad, Rahim Yar Khan,
Tel: 068-5672556

TURBAT

Near Circuit House, DHQ Hospital Road, Turbat
Tel: 0852-412830

NRSP-PSU Islamabad

#7, Sunrise Avenue, Park Road, Chak Shahzad, Islamabad.
Tel: 051-8746170-73

SARGODHA

House No. 208-B, Aziz Bhatti Town, Sargodha
Tel: 048-3838098, 3838299

D.G. KHAN

House No.14, Block-Z Model Town, D.G.Khan.
Tel: 064-2460551-52

HYDERABAD

Hyderabad-Mirpurkhas Dual Carriage Way, Near Gulmohar Restaurant, Rahooki, Hyderabad.
Tel: 0303-7772135

NRSP-BANK

University Road, Near Baghdad Railway Station, Bahawalpur.
Tel: 062-2285126, 2281905

BAHAWALPUR (SM)

26-A, Satellite Town, Bahawalpur.
Tel: 062-2283707, 2283709

KP

G.T. Road, Aza Khel, Near Darwesh Flour Mills, District Nowshera. Tel: 0923-580739-40

AJK REGION

NRSP Compound, Near Uswa College, Japan Road, Sihala, Islamabad.
Tel: 051-5159636-37

NRSP-IRM

#7, Sunrise Avenue, Main Park Road near COMSATS University, Islamabad, Tel: 051-8742201-5

UPAP

House # 36, St 2, Gulshan-e-Jalil, Morghah More, Rawalpindi.
Tel: 051-5488423

LAHORE

E-19 (A), Doctors Society, Mauza Niaz Baig, Abdul Sattar Edhi Road, Lahore,
Tel: 042-37498108

NRSP - HEAD OFFICE

7th Floor, UBL Building, Jinnah Avenue, Blue Area Islamabad, Pakistan
Tel: +92 (51) 2822319, 2822324, Fax: +92 (51) 2822779
Email: info@nrsp.org.pk, Web: www.nrsp.org.pk

Disaster Management Unit

#7, Sunrise Avenue, Park Road, Chak Shahzad, Islamabad.
Tel: 051-8746170-73